

City of Burleson, Texas

Animal Care and Control
Fiscal Year 2016 - 2017

October 2016 Monthly Report



Protect and serve the citizens of Burleson by enforcing state health and safety codes and the local animal care and control ordinance, by educating citizens on animal-related issues, and by maintaining a clean, efficient, and humane animal shelter.

Summary

Burleson Animal Services is committed to protecting and serving the citizens of Burleson as well as the animals of Burleson. The animal services responds to a variety of calls including but not limited to at-large animals, animals in traps and nuisance barking animals.

The shelter provides a temporary safe haven for lost, abandoned or unwanted animals and attempts at finding reliable adopters, reputable rescue groups and loving owners for these animals.

In addition to these services the shelter also provides education services to the public regarding bite prevention, rabies prevention, and responsible pet ownership and proper dog training and behavior.

General Information FY 2016-2017

To date we have had:

- **483** telephone calls
- **221** field calls for service
- **392** visitors to the shelter
- **96** non-court ordered volunteer hours
- **6** Animal(s) brought in for Rabies Quarantine

Field Services

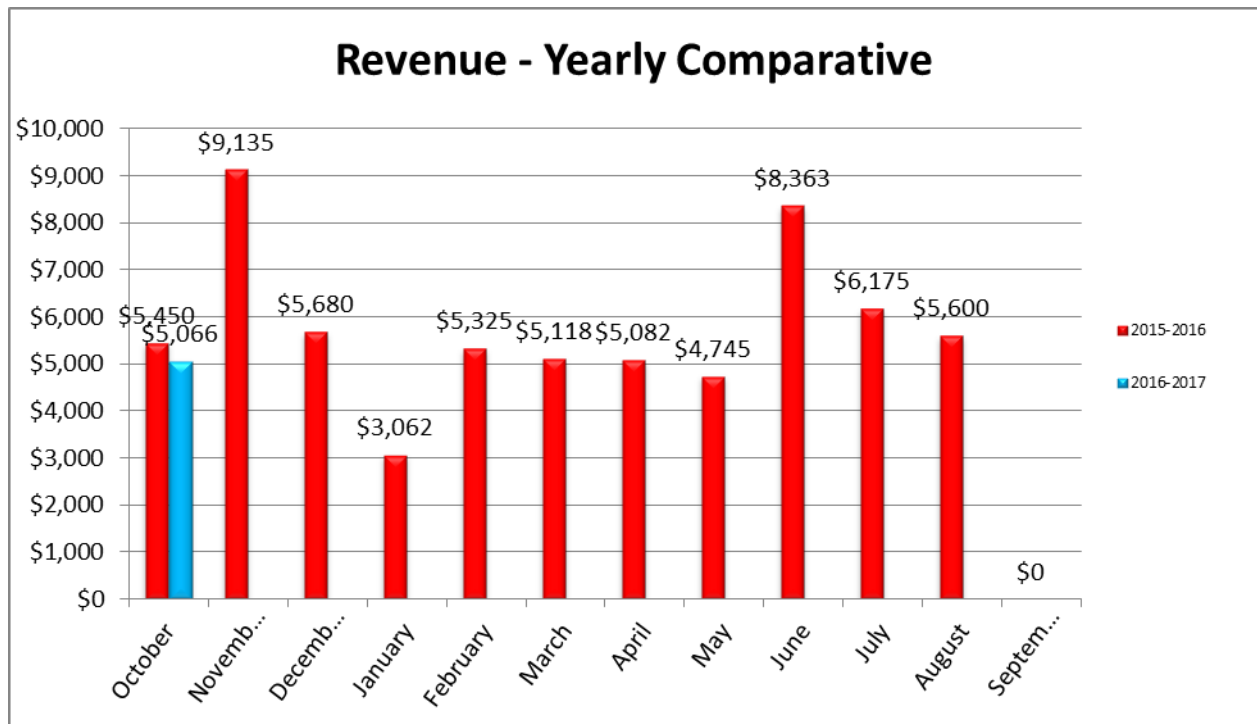
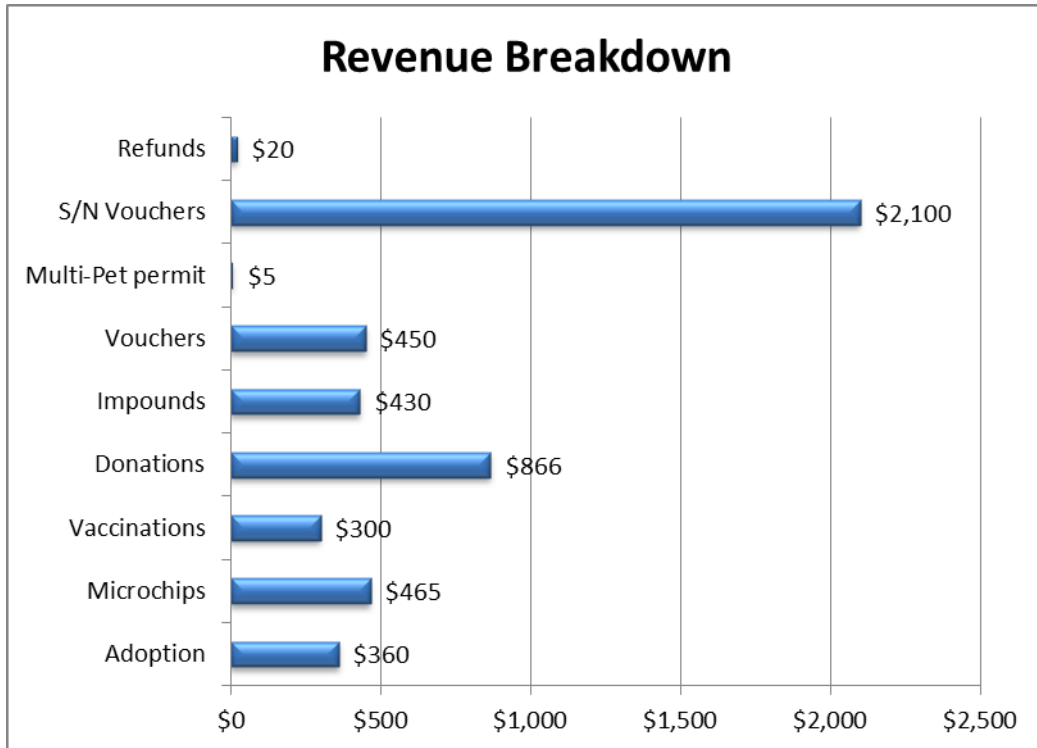
- To date **221** calls for service have been completed.
- **47 (Forty Seven)** written warnings have been issued to date.
- **6 (Six)** citations have been issued to date.
- **6 (Six)** animal(s) have been held for Rabies Quarantine to date.

October 2016

Animals Handled October 2016

- **181** Animals were handled in the Month of October 2016.
- **Of the 181 animals handled approximately 47% were live released.**
- **87 animals were euthanized.**
- **Of the 87 animals euthanized, 18 were feral cats.**
- **6 animals or 7% were euthanized due to space.**

Total Revenue



Expenditure Report

The annual operating budget of the Animal Services Division for FY 2015-2016 is **\$118,575**. With **7%** of the Budget year elapsed Animal Services is within budget with year to date expenditures of **\$6,782** or **6%** of the budget:

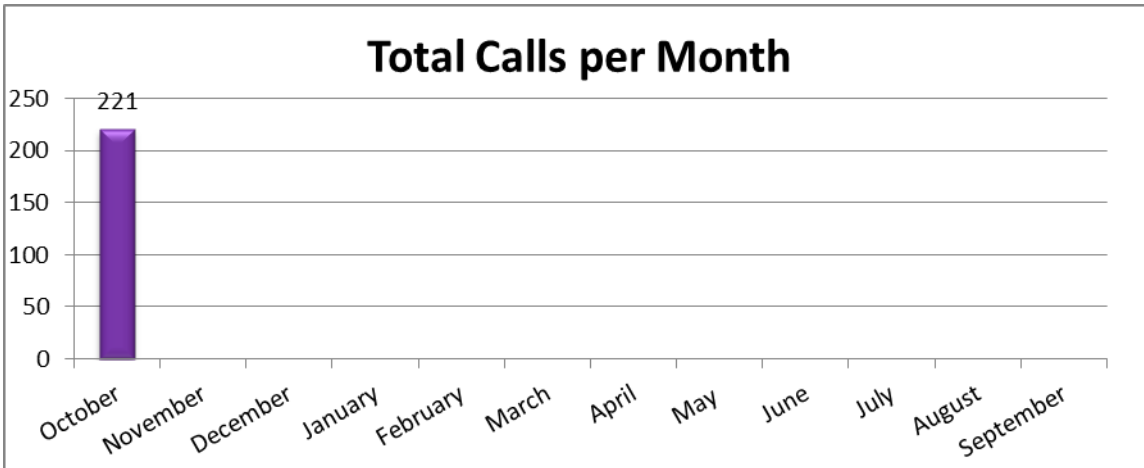
Expenditure Report

Account Number 001-4514-434	Account Description	Budget	YTD Expenses	Balance	%
41-01	Building Maintenance & Repair	\$18,059	\$0	\$18,059	2018%
42-08	Equipment Maintenance & Repair	\$895	\$0	\$895	100%
42-10	Maintenance of Apparatus	\$1,700	\$0	\$1,700	100%
50-01	Membership & Licenses	\$500	\$0	\$500	100%
50-03	Personnel Development & Activity	\$3,145	\$0	\$3,145	100%
50-08	Mileage Reimbursement	\$500	\$0	\$500	100%
53-01	Cell Phones	\$1,020	\$0	\$1,020	100%
54-01	Printing & Graphic Services	\$300	\$0	\$300	100%
55-09	Medical Supplies & Services	\$4,553	\$0	\$4,553	100%
55-10	Animal Disposal Fees	\$3,660	\$1,940	\$1,720	47%
60-01	Office Supplies & Materials	\$2,300	\$0	\$2,300	100%
60-02	Janitorial Supplies	\$660	\$0	\$660	100%
60-05	Animal Food	\$5,308	\$100	\$5,208	98%
60-06	Animal Care Expense	\$17,619	\$1,518	\$16,101	91%
60-11	Minor Tools & Materials	\$738	\$0	\$738	100%
60-13	Uniforms	\$1,385	\$194	\$1,191	86%
60-14	Protective Clothing & Material	\$945	\$0	\$945	100%
63-02	Electricity	\$12,274	\$981	\$11,293	92%
80-13	Project/Event/Meeting Expenses	\$668	\$0	\$668	100%
*63-03	Natural Gas	\$211	\$0	\$211	100%
*63-04	Water	\$4,590	\$362	\$4,228	92%
*64-03	Fuel	\$2,891	\$0	\$2,891	100%
*82-01	Contrib to Eqpt Repl Fund	\$14,410	\$0	\$14,410	100%
* 82-16	IT Contribution	\$18,315	\$1,526	\$16,789	92%
* 82-17	Equip Svc Contribution	\$1,929	\$161	\$1,768	92%
		\$118,575	\$6,782	\$111,793	94%

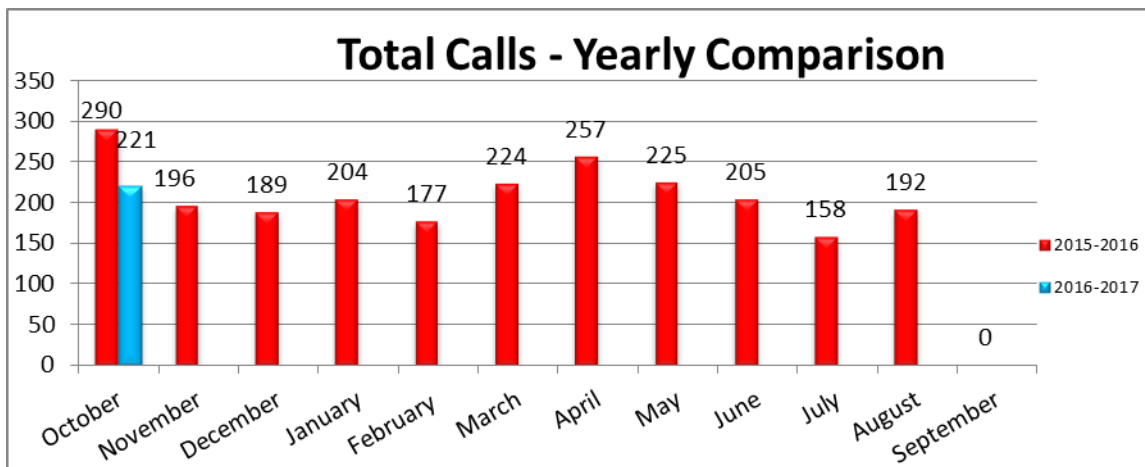
*Accounts that Animal Services does not control.

Field Services

The Animal Services division responds to approximately 2,000 calls for service each year, trends usually show the numbers peaking during the warmest months and declining during the coldest.

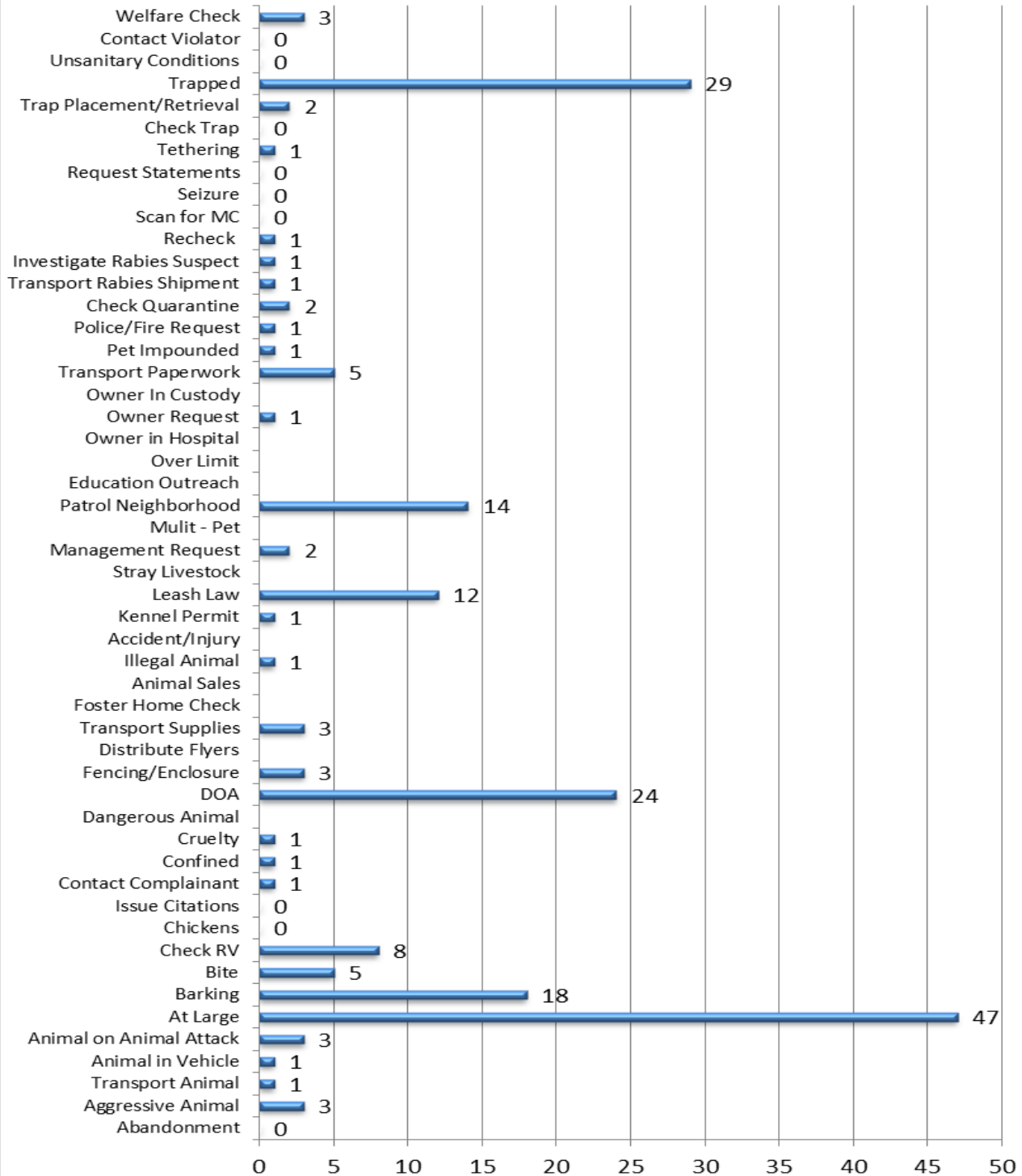


You will notice below the yearly comparative graph for the total number of calls per month. Notice the increase in calls for the current fiscal year (blue) compared the past fiscal year (red).

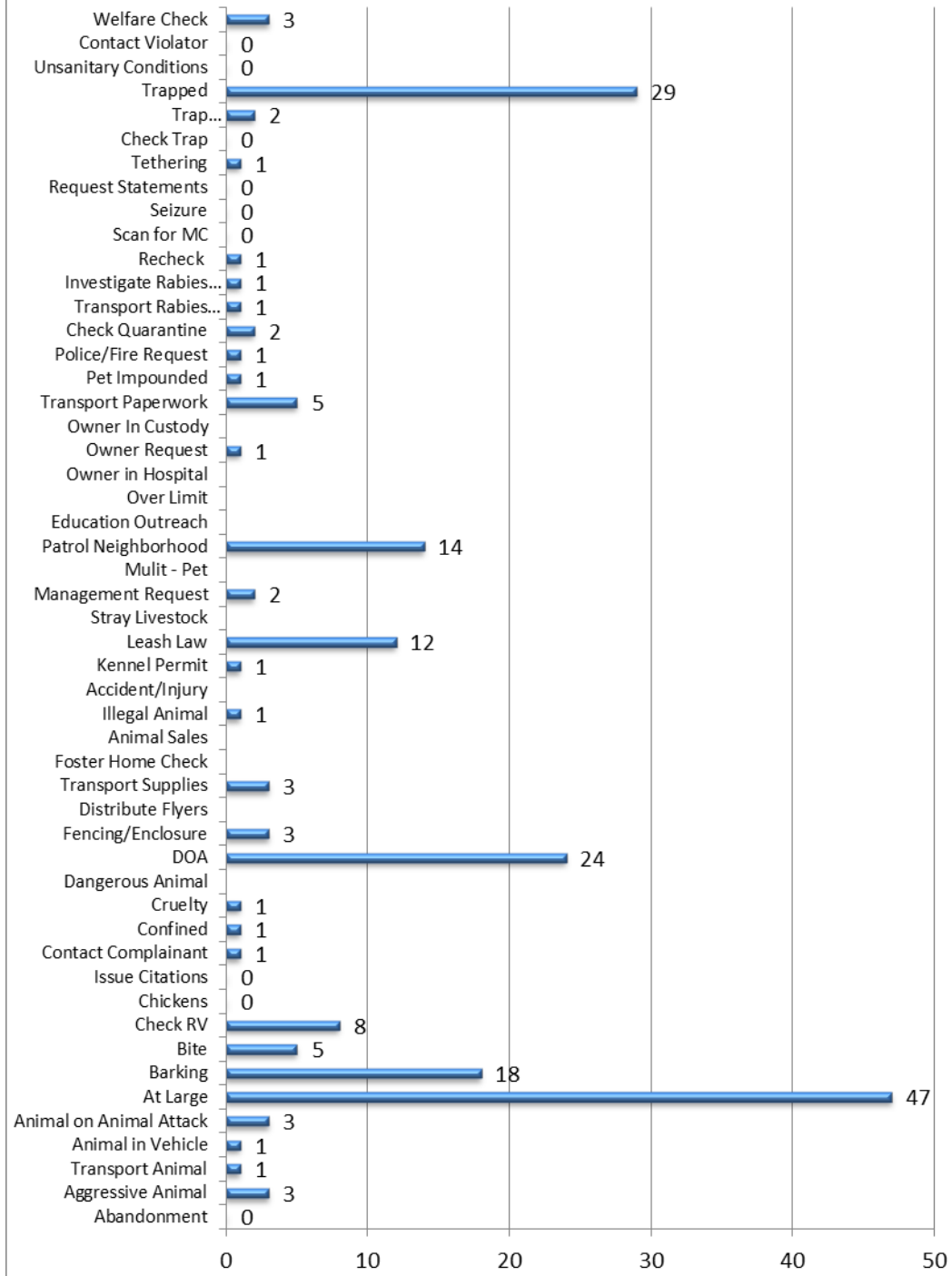


Burleson Animal Shelter responded to **221** calls in **October 2016**. Normally Animal Control sees a decrease in requests for service during the cooler months and an increase during the warmer months. Throughout the year however, the calls we mostly receive pertain to either a stray dog running at large or an owned dog being allowed to roam freely.

Call Breakdown per Month

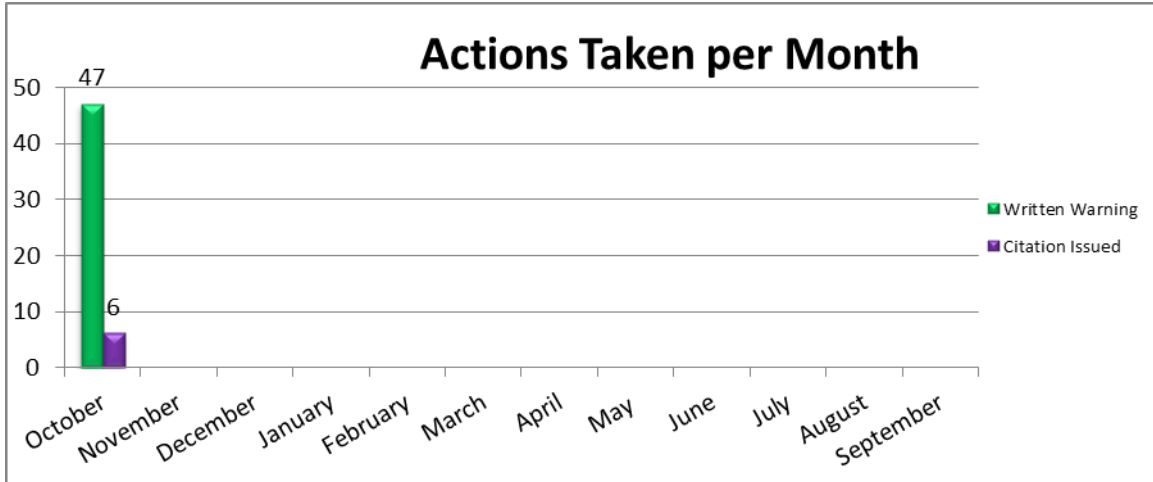


Call Breakdown for the Year



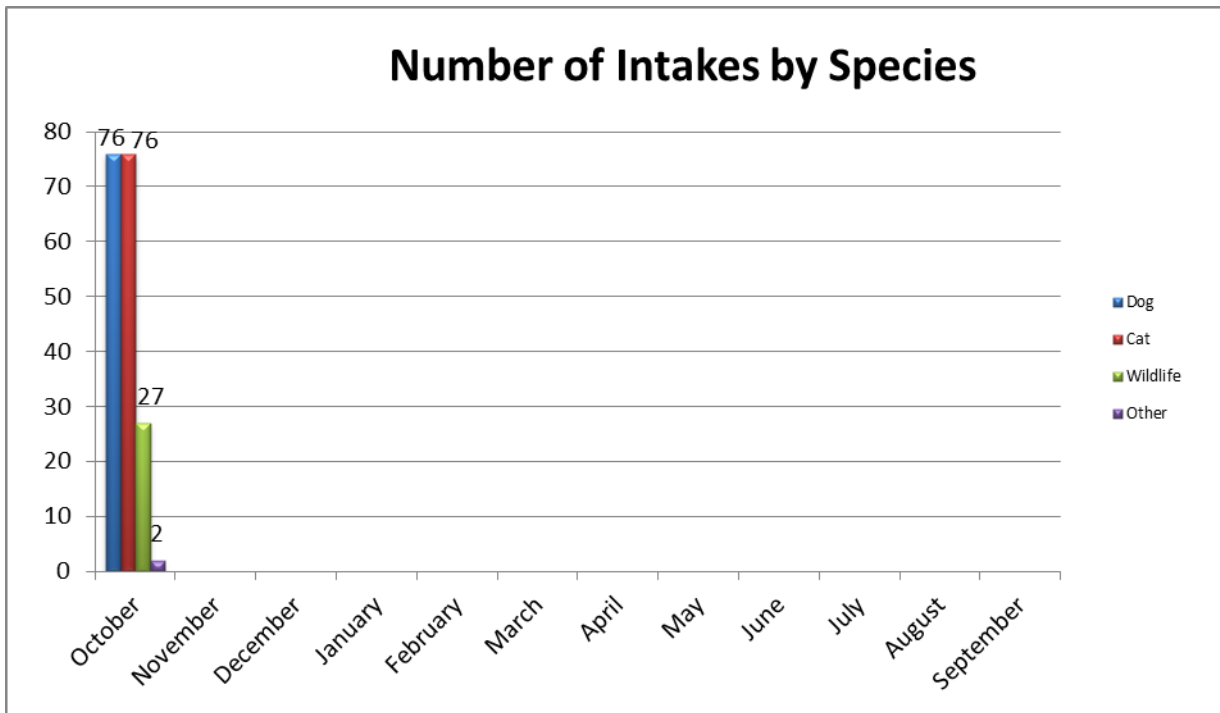
Actions Taken by Officers

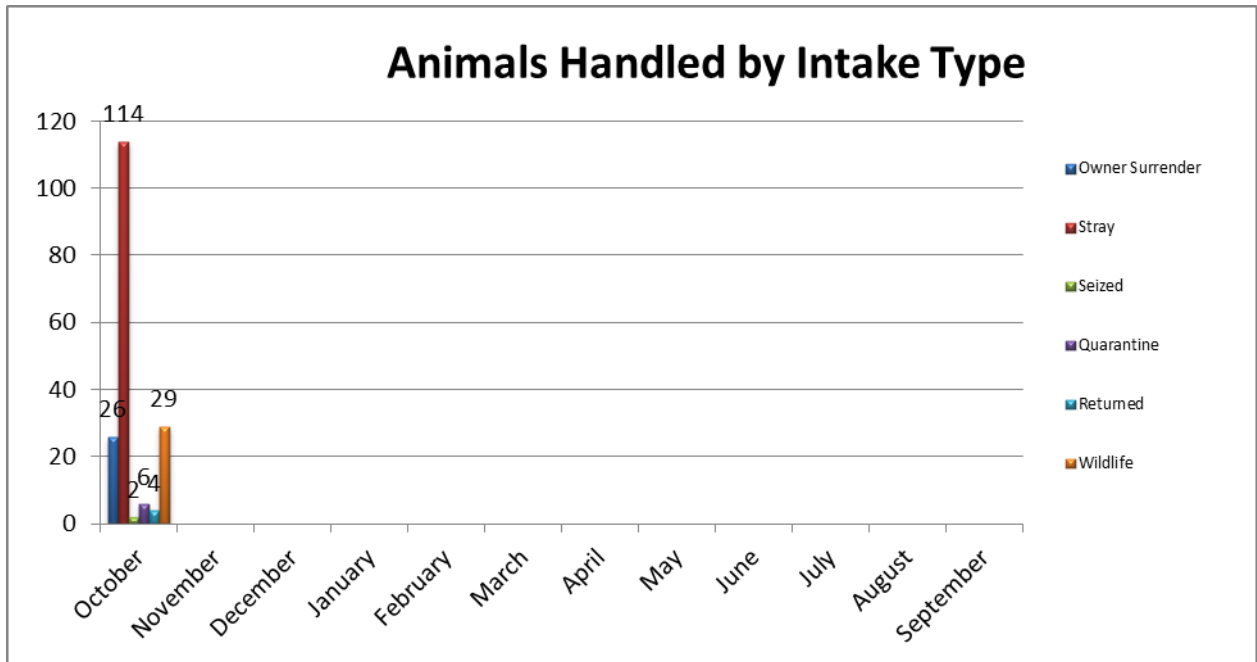
Attempts to educate and mediate are most often the first method of resolution. When these techniques fail or are ignored a written warning or citation could be issued. These methods help to reduce the number of repeat offenders, animals impounded and more effectively manage long-term problems. These actions are taken to enhance public safety and animal welfare.



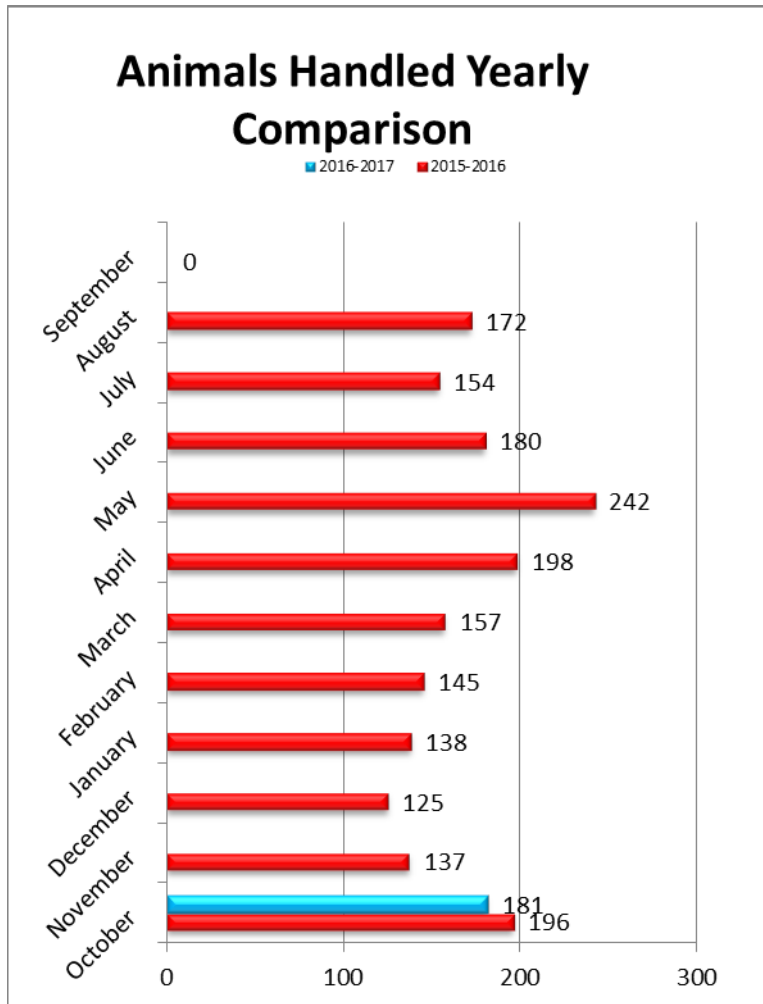
Intake Information

Burleson Animal Shelter intakes about 1,900 animals per year and averaging about 160 animals per month. Below you will see the intake data per month broken down by species and by intake type.



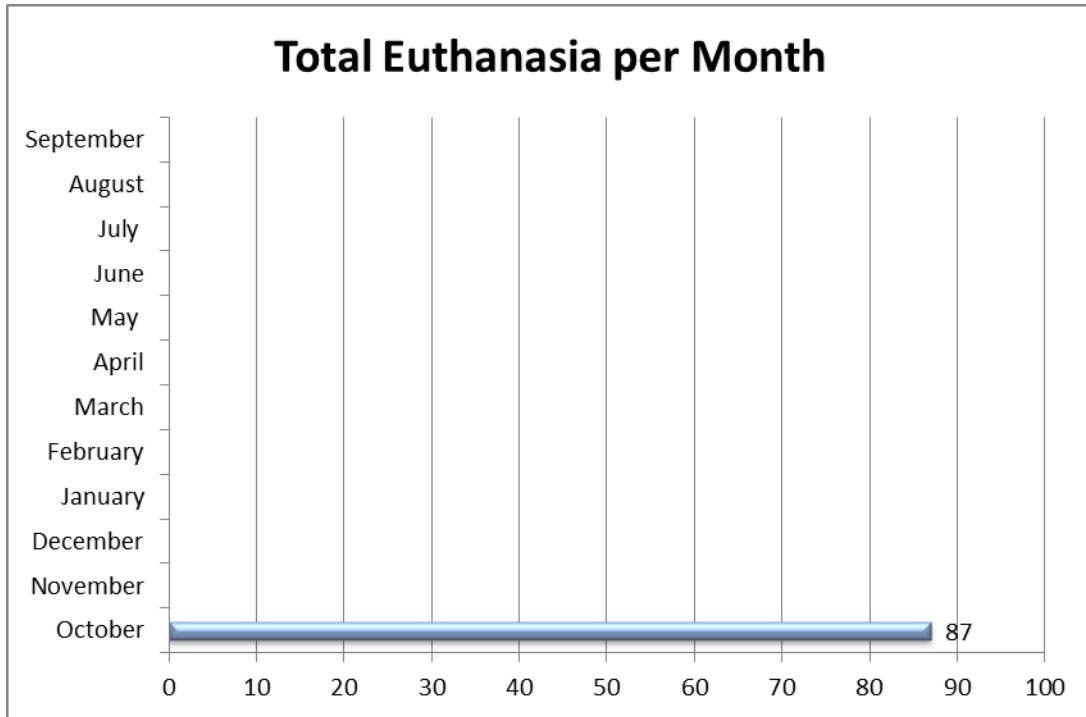


The graph below depicts the total number of animals handled between the current fiscal year (blue) and the last fiscal year (red). Please note the increase during the spring months.

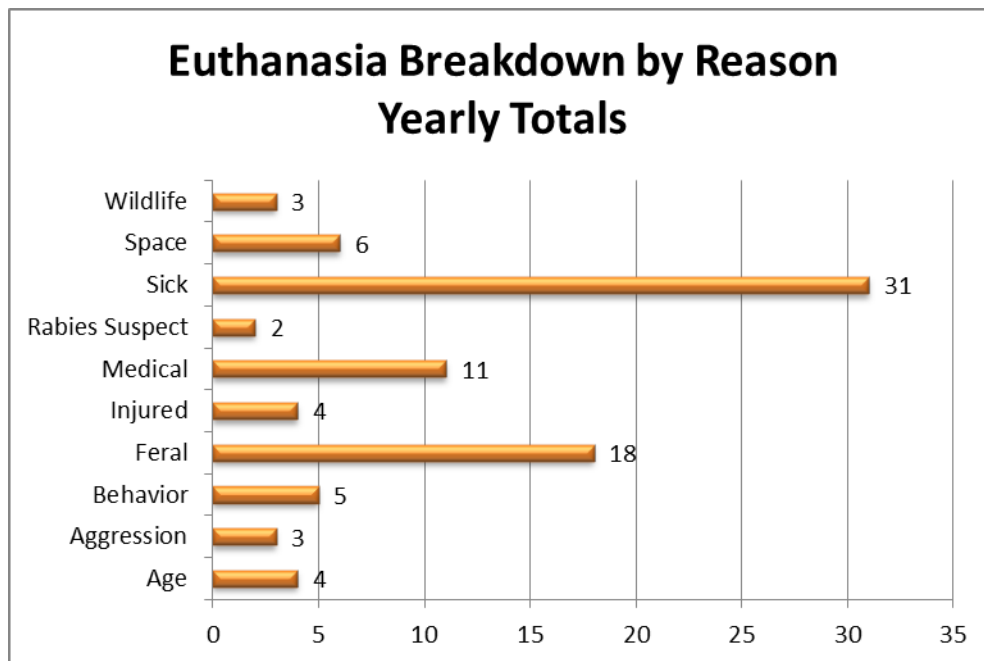


Euthanasia Information

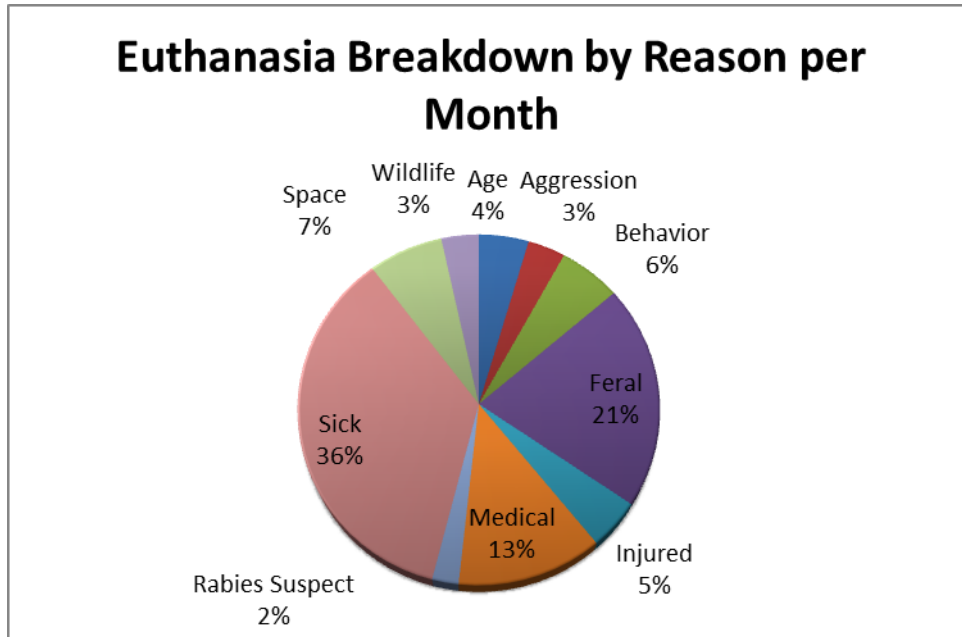
The chart below depicts euthanasia numbers on a month to month basis. Please note the increase during warmer months.



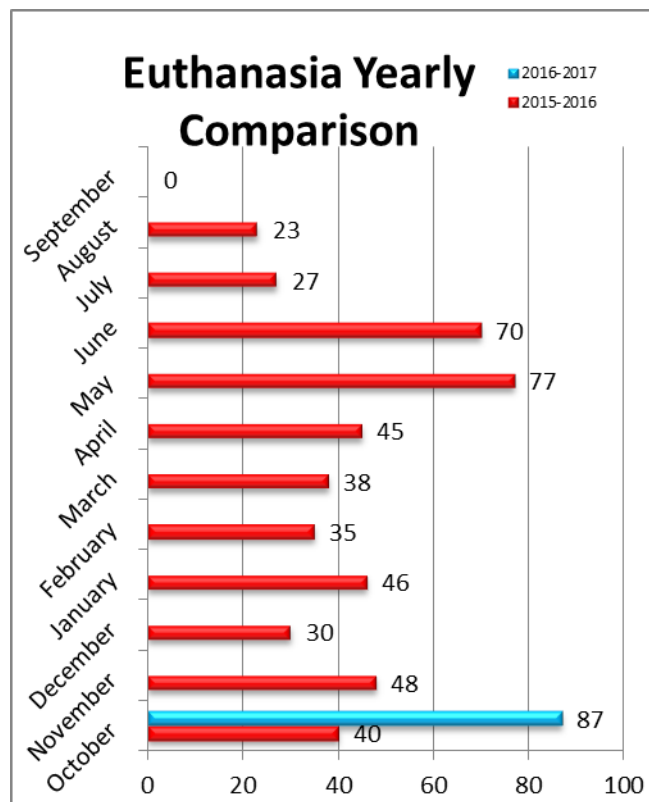
The chart below depicts the breakdown of euthanasia numbers by reason for the fiscal year.



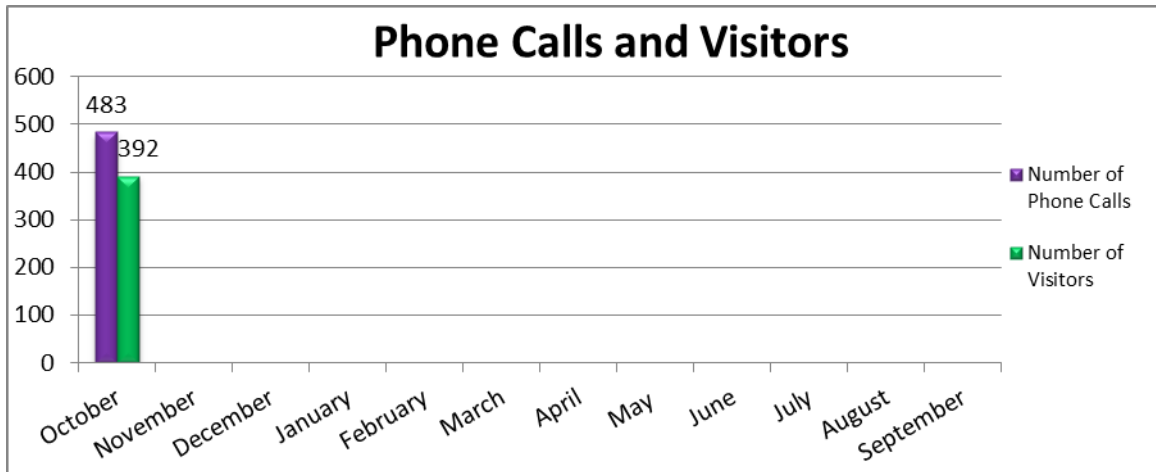
The graph below depicts euthanasia numbers by reason for the current month. Feral and wildlife typically consume a large portion of our euthanasia numbers.



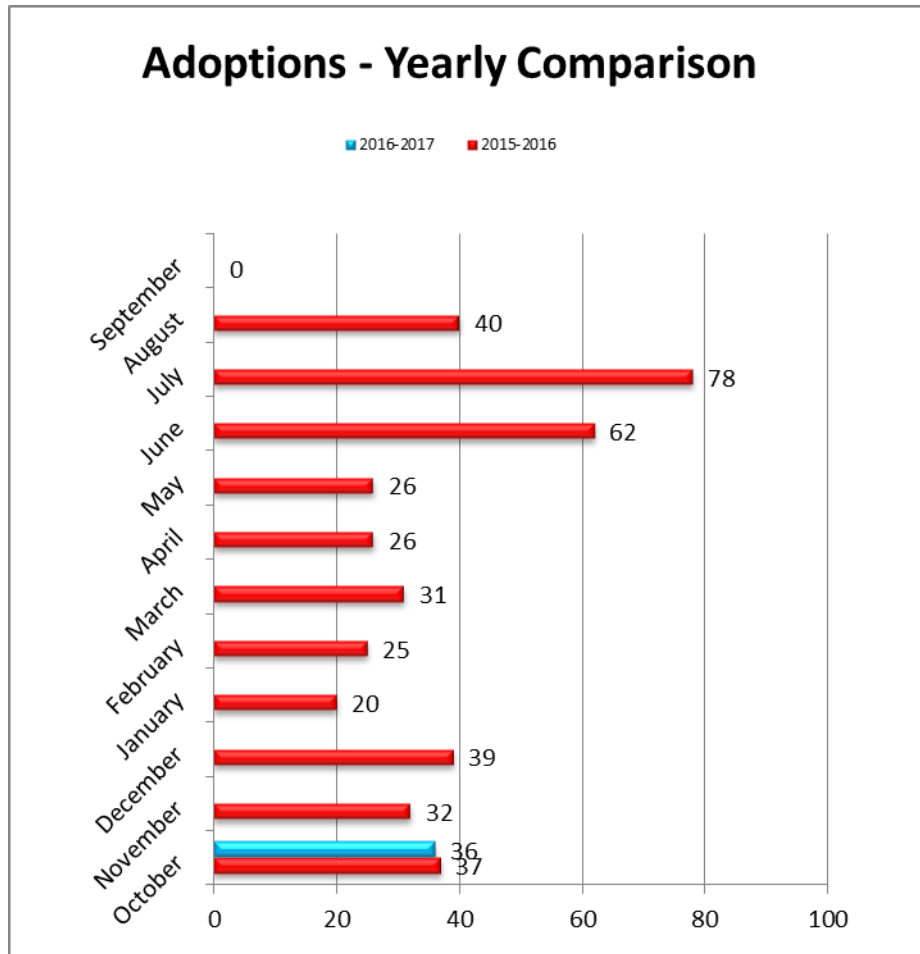
The graph below depicts the total number of animals euthanised between the current fiscal year (red) and the last fiscal year (blue). Please note the increase during the spring months.

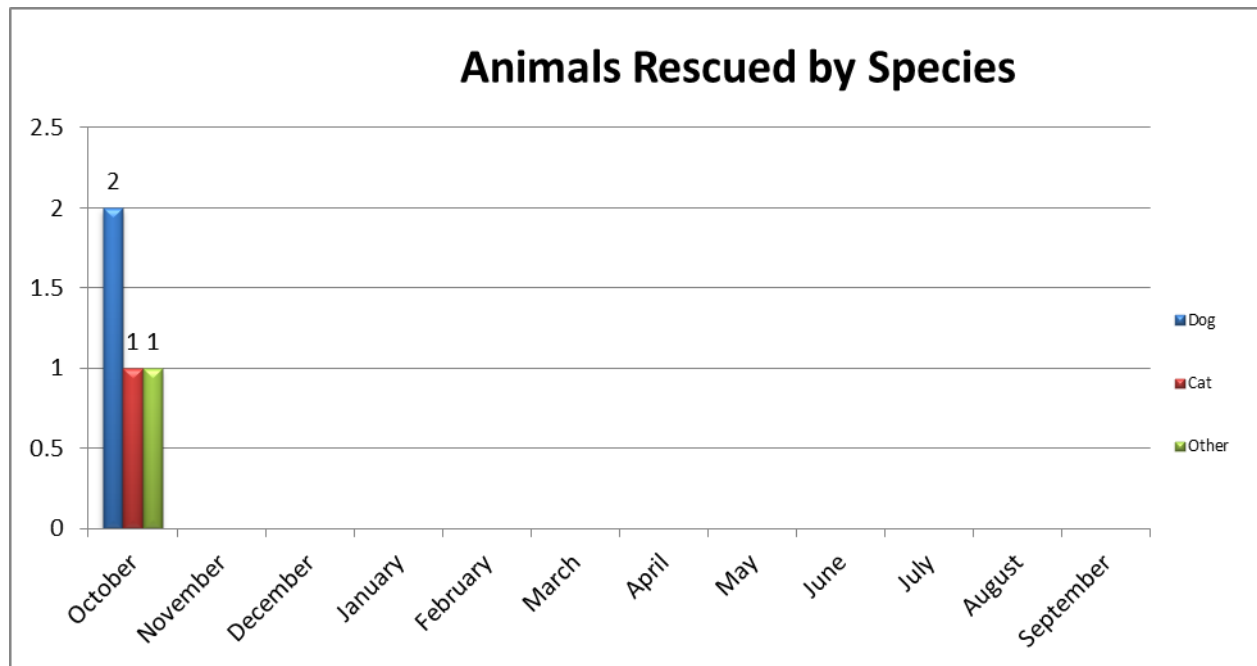


General Information



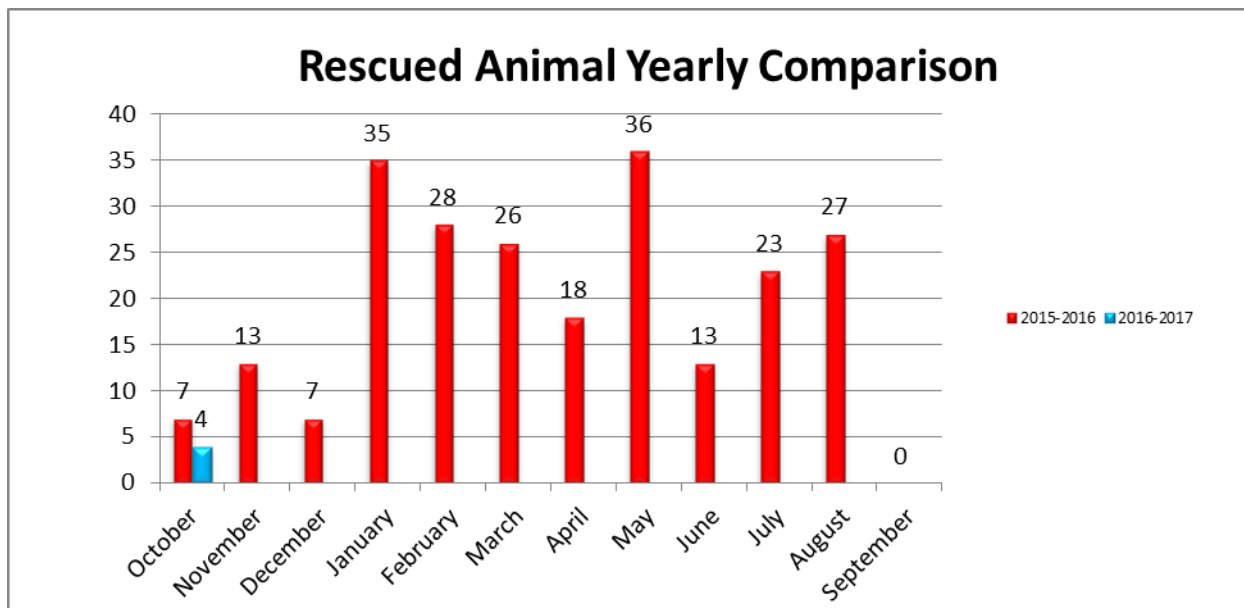
Phone calls and visitors are depicted in the graph above. Phone calls typically increase with season changes and visitors tend to fluctuate on an unforeseen basis.





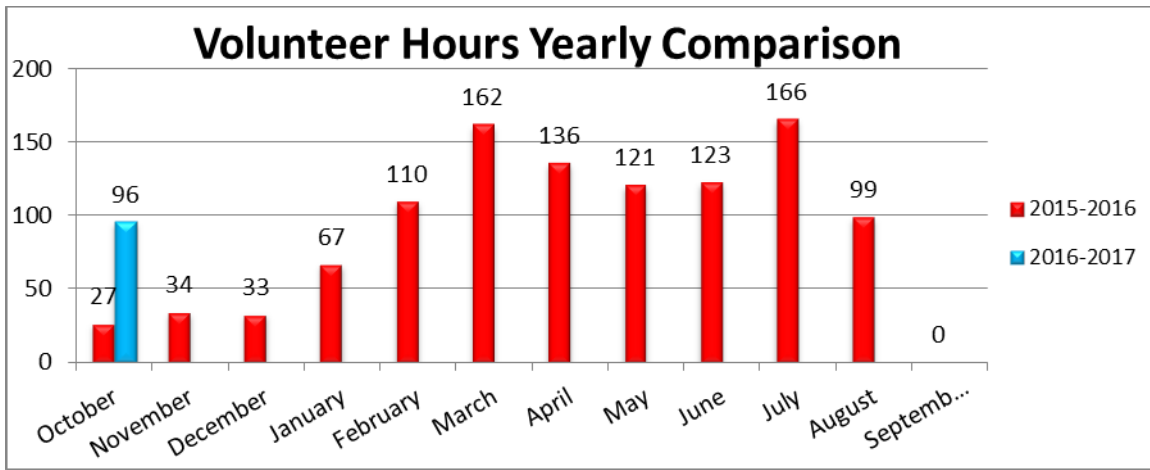
Animals are typically released into the custody of rescue for a myriad of reasons including but not limited to: Space, Illness/Injury, Breed-Specific Rescue, or Age.

The graph below depicts the yearly comparison of animals rescued from the shelter.



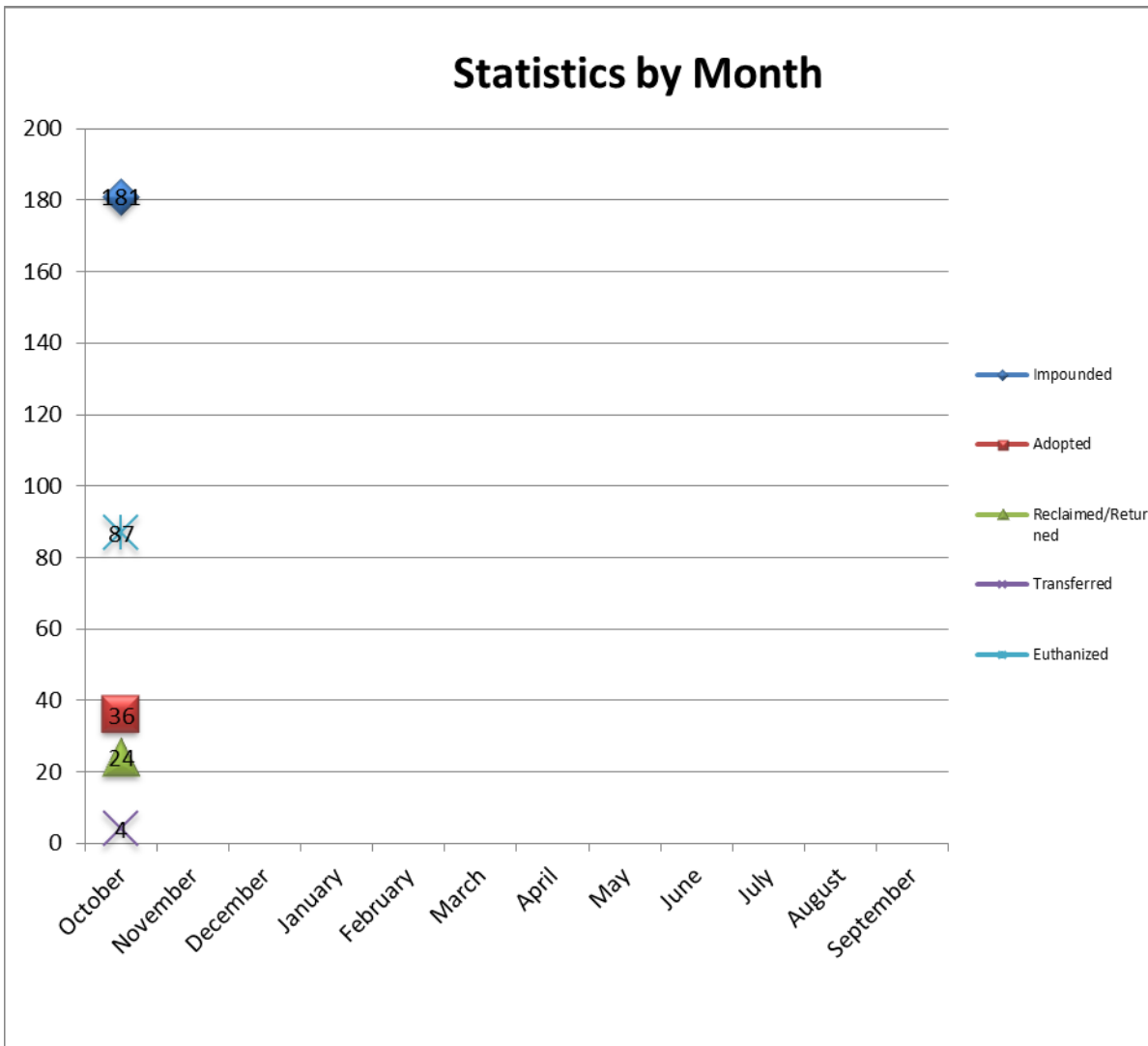
Volunteers

Volunteers perform a myriad of tasks at the shelter from walking dogs, playing with puppies and kittens, bathing dogs, training, greeting the public, helping to keep a clean environment, offsite adoptions, and anything else that August be needed. It is very beneficial for the animals to be able to spend some time outside of their cage with one on one human contact. Socializing and daily exercise helps reduce stress on the animals and also helps make them more adoptable.



Animal Shelter Statistical Summary

Ebb and Flow of animal intake: As depicted in the graph below, animal intake increases significantly in warmer months and drops in cooler months. This is typically associated with an increase in puppy and kitten season in warm months. Adoptions do not typically increase in intake so euthanasia rates generally increase instead.



Definition of Terms

Adoption: Animals released to new homes through a signed contract agreeing to have the animal sterilized and vaccinated for rabies.

Adoption Returns: An animal adopted and then returned to the shelter.

After hour's calls: Calls received and completed after normal business hours.

Animal returned in field: Animals picked up by an animal control officer and then taken home rather than brought to the shelter.

AniMeals: Program through meals on wheels which encompasses donating animal food to the recipients of meals on wheels such as invalids and the elderly.

Barking: Complaint of a dog barking for several hours, without provocation or reason.

Community service hours: Number of court ordered community service hours performed.

Cruelty Investigation: An investigation performed to determine if an animal has been mistreated or abused.

DOA (Dead on Arrival): An animal that arrives to shelter deceased.

Euthanasia: The act of "mercy" killing, for sick, injured or unwanted animals in a shelter.

Age- An animal too young for adoption, or too old to safely place.

Aggression- An animal displaying fractious or potentially threatening behavior.

Behavior- An animal which displays traits that prevents it from being properly contained or extreme destructivity. E.g. Jumps fence, barks excessively, anxiety disorders.

Feral- Any undomesticated animal.

Injured- An animal with broken bones, punctured / perforated organs or large, open wounds.

Medical- An animal with a non-communicable disease such as heartworms or organ failure.

Sick- An animal with a communicable disease that cannot be properly housed away from other other animals without potentially spreading the disease to them such as Parvovirus or distemper.

Space- The lack of cages or kennels in the shelter.

Wildlife- Any non domesticated animal.

Fees collected: Funds collected either from adoption fees, micro-chipping, vaccination or reclamation fees.

Food donation: Animal food given to citizens who request it due to inability to provide food for themselves.

Fosters: An animal placed in temporary custody until ready for adoption.

Intake: Animals admitted to the animal shelter. These include animals surrendered by the general public, picked up by an animal control officer and animals born at the shelter.

Reclaimed: Animals returned to their owners from the shelter.

Transfers: Animals sent to a rescue group, humane society, or another shelter.

Low-cost vaccination: Vaccinations given at a steeply discounted rate to provide access to people with a lower income.

Microchip: A small implant done under the skin to achieve permanent identification of an animal.

Multi-pet permits: Inspections and investigations performed to be allowed to own more than four (4) animals within city limits.

Off-site adoption: An adoption event at an offsite location such as a city event, or PetSmart type location.

Owner surrender: An animal willingly surrender to the shelter by their owner.

Phone calls: Any incoming telephone call to the shelter.

Rabies: A disease naturally occurring in the wild that primarily affects bats, coyotes, foxes, raccoons and skunks but can be passed onto domesticated animals as well as humans and is fatal if not detected early.

Stray and at large: An animal not confined to its' owners property.

Total animals handled (intake): The raw number of animals brought to the shelter.

Trap request: A request put in to borrow a trap to trap feral, stray or wild animal.

Volunteer hours: Number of hours donated by registered volunteers.