

Residential Permits Issued (listed by subdivision)

Permit #	Issue Date	Address	Subdivision Description	Contractor Name	County	Total Square Footage	Project Estimated Value	Structure Information	Square Feet
17-00005249	1/9/2018	1522 GRASSY MEADOWS DR	BLUEBIRD MEADOWS PH II	IMPRESSION HOMES	JOHN	2,881	\$262,650	GARAGE SQUARE FEET LIVING SQUARE FEET NUMBER OF STORIES	438 2,284 1
17-00005309	1/9/2018	1526 GRASSY MEADOWS DR		IMPRESSION HOMES	JOHN	2,719	\$263,455	GARAGE SQUARE FEET LIVING SQUARE FEET NUMBER OF STORIES	627 1,898 1
17-00005246	1/9/2018	1529 GRASSY MEADOWS DR		IMPRESSION HOMES	JOHN	3,273	\$293,510	GARAGE SQUARE FEET LIVING SQUARE FEET NUMBER OF STORIES	460 2,701 1
17-00005244	1/9/2018	1554 GRASSY MEADOWS DR		IMPRESSION HOMES	JOHN	3,267	\$325,365	GARAGE SQUARE FEET LIVING SQUARE FEET NUMBER OF STORIES	460 2,682 1
18-00000179	1/30/2018	525 HERITAGE TRL	HERITAGE VILLAGE PH III	BRANSOM HOMES	JOHN	1,675	\$200,000	GARAGE SQUARE FEET LIVING SQUARE FEET NUMBER OF STORIES	0 1,502 1
17-00005347	1/30/2018	540 HERITAGE TRL		BRANSOM HOMES	JOHN	1,713	\$200,000	GARAGE SQUARE FEET LIVING SQUARE FEET NUMBER OF STORIES	0 1,361 1
18-00000191	1/30/2018	544 HERITAGE TRL		BRANSOM HOMES	JOHN	2,097	\$200,000	GARAGE SQUARE FEET LIVING SQUARE FEET NUMBER OF STORIES	428 1,503 1
17-00005300	1/2/2018	548 KASE CT		BRANSOM HOMES	JOHN	2,384	\$200,000	GARAGE SQUARE FEET LIVING SQUARE FEET NUMBER OF STORIES	0 1,819 1
17-00005298	1/2/2018	556 KASE CT		BRANSOM HOMES	JOHN	2,135	\$200,000	GARAGE SQUARE FEET LIVING SQUARE FEET NUMBER OF STORIES	0 2,050 2
17-00005082	1/16/2018	108 ST ELIAS DR		J HOUSTON HOMES	JOHN	3,808	\$321,990	GARAGE SQUARE FEET LIVING SQUARE FEET NUMBER OF STORIES	648 2,850 2
18-00000059	1/17/2018	158 FAIRWEATHER DR	J HOUSTON HOMES	JOHN	3,526	\$307,990	GARAGE SQUARE FEET LIVING SQUARE FEET NUMBER OF STORIES	659 2,800 2	
18-00000153	1/31/2018	401 BLUE STAR CT	MISTLETOE HILL PH V	BEST HOMES INC	TARR	3,979	\$289,000	GARAGE SQUARE FEET LIVING SQUARE FEET NUMBER OF STORIES	742 2,843 1
17-00005284	1/2/2018	417 BLUE STAR CT		BEST HOMES INC	TARR	3,415	\$290,000	GARAGE SQUARE FEET LIVING SQUARE FEET NUMBER OF STORIES	614 2,509 1
18-00000108	1/30/2018	424 BLUE STAR CT		BEST HOMES INC	TARR	3,362	\$280,000	GARAGE SQUARE FEET LIVING SQUARE FEET	572 2,518

Residential Permits Issued (listed by subdivision)

Permit #	Issue Date	Address	Subdivision Description	Contractor Name	County	Total Square Footage	Project Estimated Value	Structure Information	Square Feet	
18-0000108	1/30/2018...	424 BLUE STAR CT...	MISTLETOE HILL PH V...	BEST HOMES INC...	TARR...	3,362...	\$280,000 ...	NUMBER OF STORIES	1	
17-00005367	1/23/2018	3008 NOB HILL DR	OAK HILLS PH I	WINDMILLER HOMES	JOHN	4,232	\$286,741	GARAGE SQUARE FEET	755	
								LIVING SQUARE FEET	3,249	
								NUMBER OF STORIES	2	
17-00005371	1/23/2018	3009 NOB HILL DR		WINDMILLER HOMES	JOHN	4,425	\$287,193	GARAGE SQUARE FEET	857	
								LIVING SQUARE FEET	3,029	
								NUMBER OF STORIES	1	
17-00005369	1/23/2018	3012 NOB HILL DR	OAK VALLEY ESTATES PH XIX (19)	WINDMILLER HOMES	JOHN	4,627	\$257,068	GARAGE SQUARE FEET	687	
									LIVING SQUARE FEET	3,515
								NUMBER OF STORIES	2	
18-00000110	1/26/2018	785 VALLEY RIDGE RD	OAK VALLEY ESTATES PH XIX (19)	BLOOMFIELD HOMES	JOHN	2,587	\$286,440	GARAGE SQUARE FEET	413	
									LIVING SQUARE FEET	2,043
								NUMBER OF STORIES	1	
18-00000146	1/26/2018	793 VALLEY RIDGE RD	OAK VALLEY ESTATES PH XIX (19)	BLOOMFIELD HOMES	JOHN	2,580	\$259,990	GARAGE SQUARE FEET	416	
									LIVING SQUARE FEET	1,840
								NUMBER OF STORIES	1	
18-00000141	1/26/2018	1300 SENNA DR	PLANTATION PH III C	BLOOMFIELD HOMES	JOHN	3,010	\$324,350	GARAGE SQUARE FEET	550	
									LIVING SQUARE FEET	2,305
									NUMBER OF STORIES	1
18-00000053	1/19/2018	1308 SENNA DR		BLOOMFIELD HOMES	JOHN	2,911	\$293,320	GARAGE SQUARE FEET	483	
								LIVING SQUARE FEET	2,243	
								NUMBER OF STORIES	1	
17-00005345	1/10/2018	1312 SENNA DR	PLANTATION PH III C	BLOOMFIELD HOMES	JOHN	4,480	\$417,193	GARAGE SQUARE FEET	424	
									LIVING SQUARE FEET	3,132
								NUMBER OF STORIES	2	
18-00000105	1/26/2018	1313 SENNA DR	PLANTATION PH III C	BLOOMFIELD HOMES	JOHN	3,712	\$358,999	GARAGE SQUARE FEET	773	
									LIVING SQUARE FEET	2,783
								NUMBER OF STORIES	1	
18-00000037	1/5/2018	929 PRAIRIE GROVE LN	PRAIRIE TIMBER ESTATES	DEBORAH HARD	JOHN	3,223	\$80,000	GARAGE SQUARE FEET	724	
								LIVING SQUARE FEET	2,275	
								NUMBER OF STORIES	1	
17-00005096	1/8/2018	1657 LARAMIE LN	SHANNON CREEK PH 5	J HOUSTON HOMES	JOHN	2,854	\$227,375	GARAGE SQUARE FEET	447	
									LIVING SQUARE FEET	2,229
									NUMBER OF STORIES	1
18-00000295	1/29/2018	1668 LARAMIE LN	SHANNON CREEK PH 5	ASHTON HOMES OF TEXAS	JOHN	3,292	\$304,890	GARAGE SQUARE FEET	720	
									LIVING SQUARE FEET	2,388
								NUMBER OF STORIES	1	
18-00000137	1/29/2018	1701 STILLWATER DR	SHANNON CREEK PH 5	ASHTON HOMES OF TEXAS	JOHN	3,120	\$268,400	GARAGE SQUARE FEET	731	
								LIVING SQUARE FEET	2,126	

Residential Permits Issued (listed by subdivision)

Permit #	Issue Date	Address	Subdivision Description	Contractor Name	County	Total Square Footage	Project Estimated Value	Structure Information	Square Feet		
18-00000137..	1/29/2018...	1701 STILLWATER DR...	SHANNON CREEK PH 5...	ASHTON HOMES OF TEXAS...	JOHN...	3,120...	\$268,400 ...	NUMBER OF STORIES	1		
17-00005109	1/4/2018	2708 CHIMNEY ROCK RD	WILLOW CREEK CROSSING	CERTUS HOMES	JOHN	3,296	\$266,555	GARAGE SQUARE FEET	485		
								LIVING SQUARE FEET	2,540		
17-00005158	1/4/2018	2712 CHIMNEY ROCK RD		CERTUS HOMES	JOHN	3,009	\$249,805	NUMBER OF STORIES	2		
								GARAGE SQUARE FEET	475		
								LIVING SQUARE FEET	2,371		
								NUMBER OF STORIES	1		
Total Issued					29	Average Square Footage		3,158	Total Square Footage		91,592
					Average Value		\$269,044	Total Value		\$7,802,279	

Residential Building Permit Yearly Comparison

FY-2017	SINGLE FAMILY DWELLINGS	VALUATION	AVERAGE VALUE
October-16	30	\$ 7,560,269.00	\$ 252,008.97
November-16	15	\$ 4,385,764.00	\$ 292,384.27
December-16	17	\$ 4,612,654.00	\$ 271,332.59
January-17	22	\$ 6,130,741.00	\$ 278,670.05
February-17	27	\$ 7,090,492.00	\$ 262,610.81
March-17	27	\$ 7,039,893.00	\$ 260,736.78
April-17	27	\$ 6,940,143.00	\$ 257,042.33
May-17	24	\$ 5,344,058.00	\$ 222,669.08
June-17	27	\$ 6,077,430.00	\$ 225,090.00
July-17	27	\$ 7,000,468.00	\$ 259,276.59
August-17	31	\$ 8,104,116.00	\$ 261,423.10
September-17	17	\$ 4,578,547.00	\$ 269,326.29
TOTALS:	291	\$74,864,575.00	\$ 257,266.58

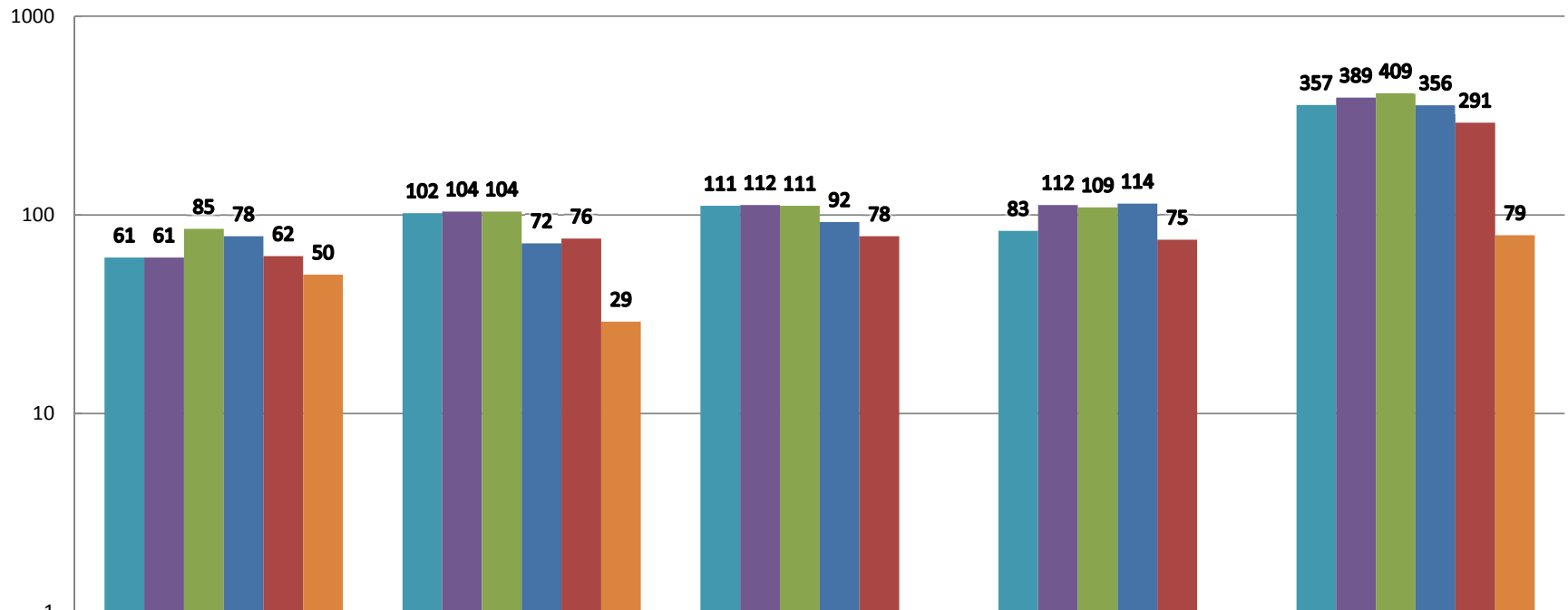
FY-2018	SINGLE FAMILY DWELLINGS	VALUATION	AVERAGE VALUE
October-17	20	\$ 5,916,847.00	\$ 295,842.35
November-17	18	\$ 5,047,077.00	\$ 280,393.17
December-17	12	\$ 4,246,689.00	\$ 353,890.75
January-18	29	\$ 7,802,279.00	\$ 269,044.10
February-18	0	\$ -	#DIV/0!
March-18	0	\$ -	#DIV/0!
April-18	0	\$ -	#DIV/0!
May-18	0	\$ -	#DIV/0!
June-18	0	\$ -	#DIV/0!
July-18	0	\$ -	#DIV/0!
August-18	0	\$ -	#DIV/0!
September-18	0	\$ -	#DIV/0!
TOTALS:	79	\$23,012,892.00	\$ 291,302.43

FISCAL YEAR 2017			
	DWELLINGS	VALUATION	AVERAGE VALUE
1st Quarter	62	\$ 16,558,687.00	\$ 267,075.60
2nd Quarter	76	\$ 20,261,126.00	\$ 266,593.76
3rd Quarter	78	\$ 18,361,631.00	\$ 235,405.53
4th Quarter	75	\$ 19,683,131.00	\$ 262,441.75

FISCAL YEAR 2018			
	DWELLINGS	VALUATION	AVERAGE VALUE
1st Quarter	50	\$ 15,210,613.00	\$ 304,212.26
2nd Quarter	29	\$ 7,802,279.00	\$ 269,044.10
3rd Quarter	0	\$ -	#DIV/0!
4th Quarter	0	\$ -	#DIV/0!

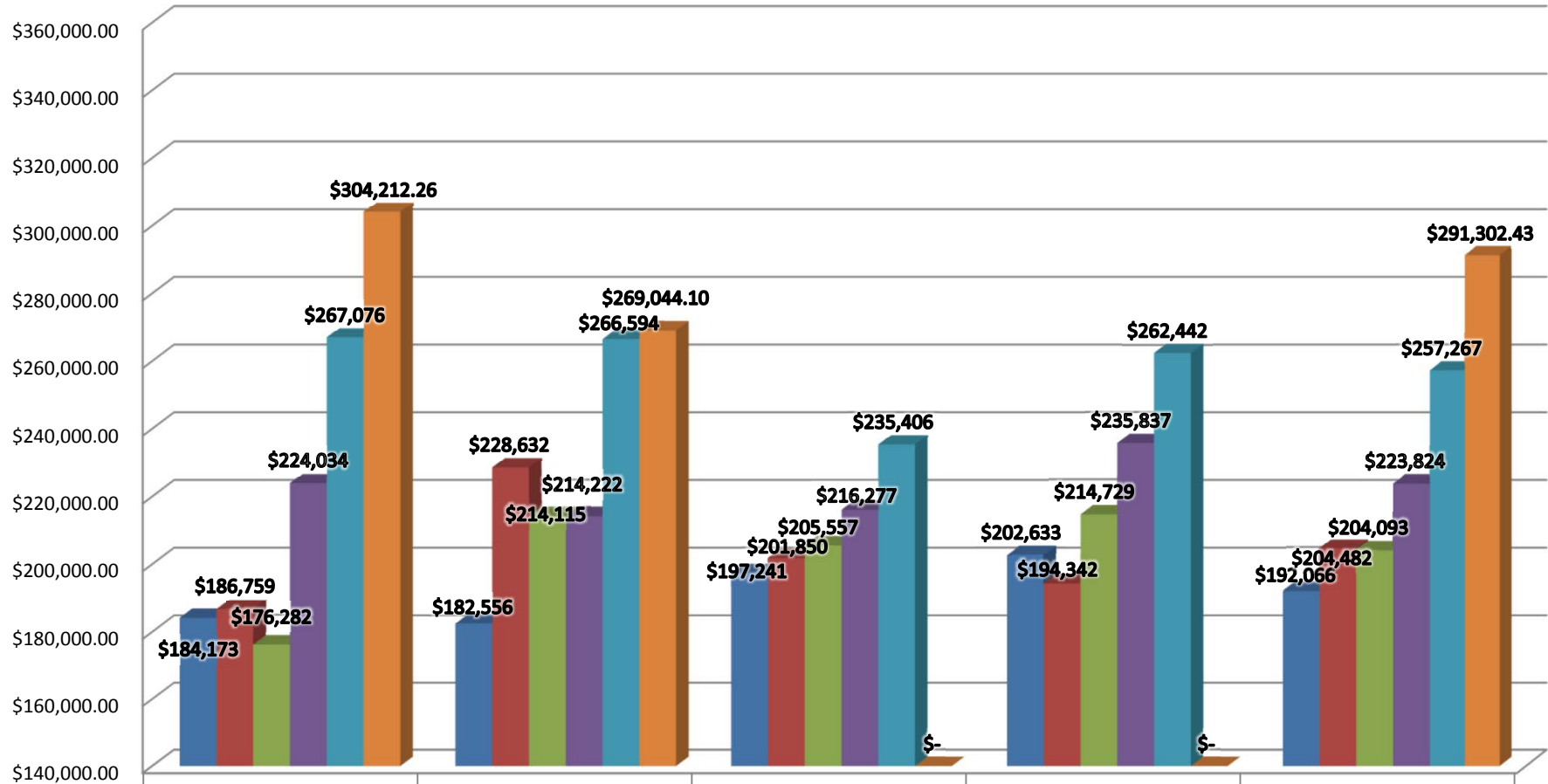
FISCAL YEAR 2016-2017 / 2017-2018 COMPARISON			
	DWELLINGS	VALUATION	AVERAGE VALUE
2017	291	\$ 74,864,575.00	\$ 257,266.58
2018	79	\$ 23,012,892.00	\$ 291,302.43
DIFFERENCE:	-212	-\$51,851,683.00	\$ 34,035.85
PERCENTAGE	27.1%	30.7%	113.2%

NEW SINGLE FAMILY DWELLINGS



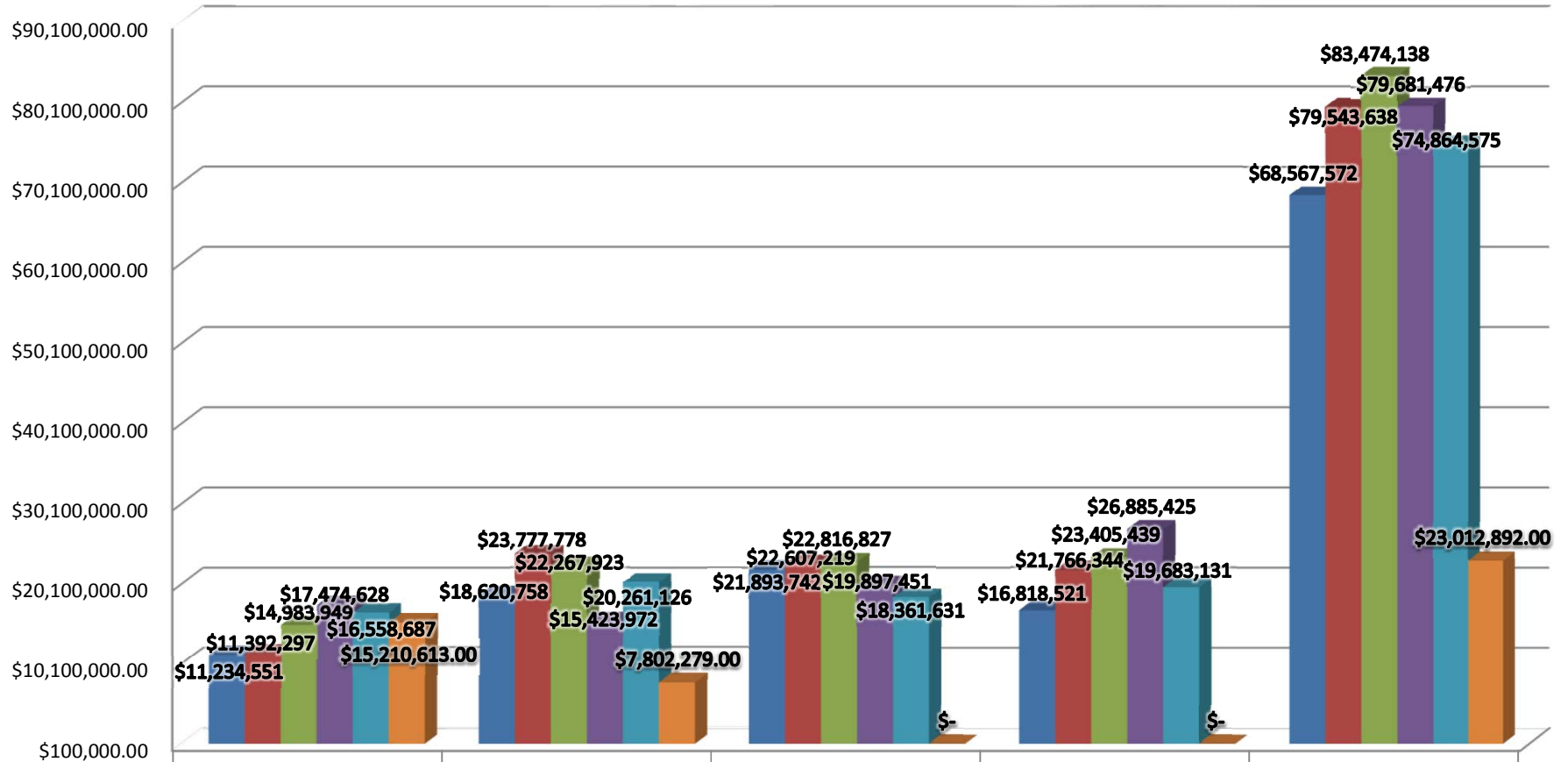
	1st Quarter	2nd Quarter	3rd Quarter	4th Quarter	TOTALS:
FY 2013	61	102	111	83	357
FY 2014	61	104	112	112	389
FY 2015	85	104	111	109	409
FY 2016	78	72	92	114	356
FY 2017	62	76	78	75	291
FY 2018	50	29	0	0	79

AVERAGE VALUATION FOR SINGLE FAMILY DWELLINGS

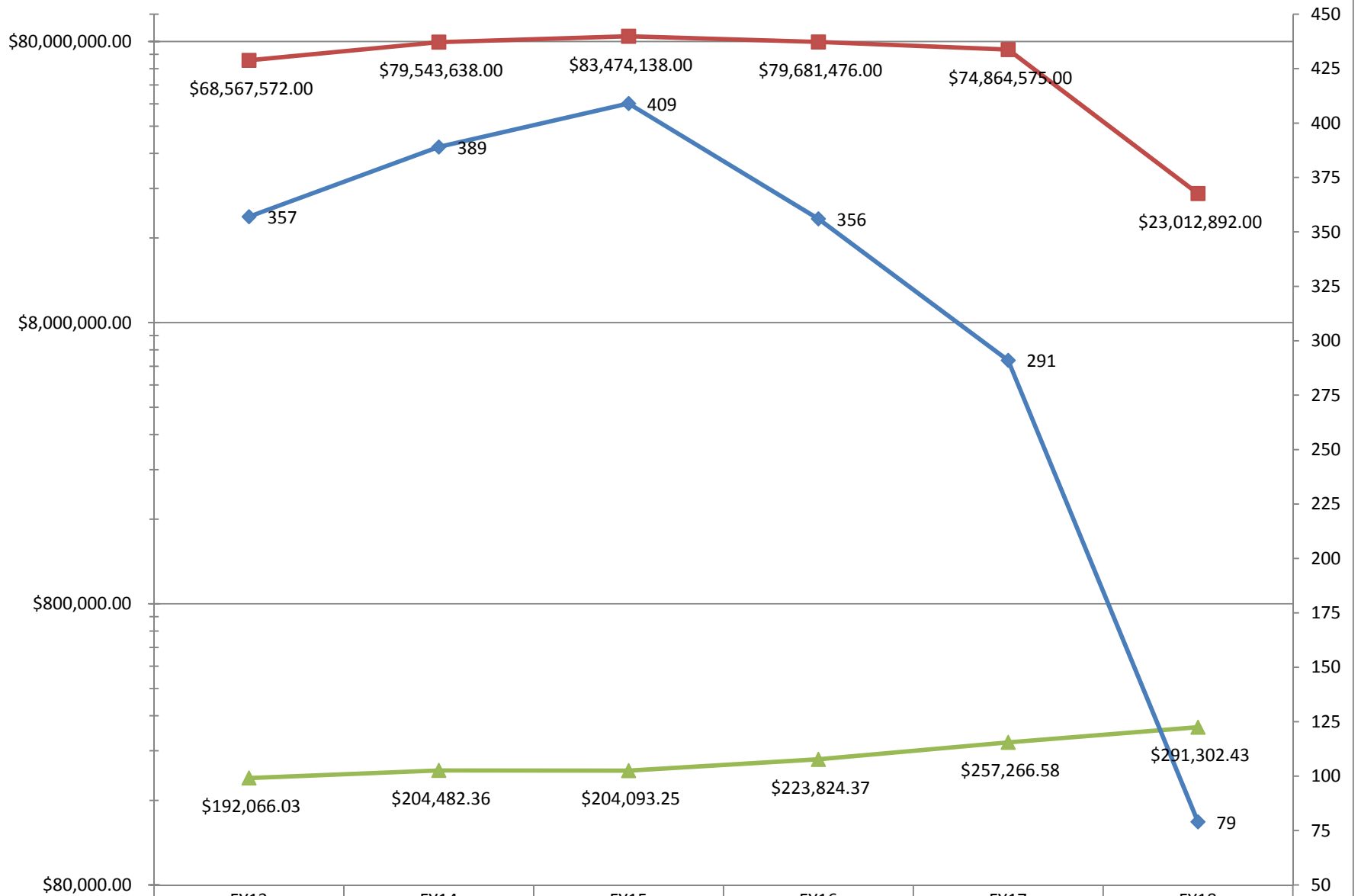


	1st Quarter	2nd Quarter	3rd Quarter	4th Quarter	TOTALS:
FY 2013	\$184,173	\$182,556	\$197,241	\$202,633	\$192,066
FY 2014	\$186,759	\$228,632	\$201,850	\$194,342	\$204,482
FY 2015	\$176,282	\$214,115	\$205,557	\$214,729	\$204,093
FY 2016	\$224,034	\$214,222	\$216,277	\$235,837	\$223,824
FY 2017	\$267,076	\$266,594	\$235,406	\$262,442	\$257,267
FY 2018	\$304,212.26	\$269,044.10	\$-	\$-	\$291,302.43

TOTAL VALUATION FOR SINGLE FAMILY DWELLINGS



	1st Quarter	2nd Quarter	3rd Quarter	4th Quarter	TOTALS:
FY 2013	\$11,234,551.00	\$18,620,758.00	\$21,893,742.00	\$16,818,521.00	\$68,567,572.00
FY 2014	\$11,392,297.00	\$23,777,778.00	\$22,607,219.00	\$21,766,344.00	\$79,543,638.00
FY 2015	\$14,983,949.00	\$22,267,923.00	\$22,816,827.00	\$23,405,439.00	\$83,474,138.00
FY 2016	\$17,474,628.00	\$15,423,972.00	\$19,897,451.00	\$26,885,425.00	\$79,681,476.00
FY 2017	\$16,558,687.00	\$20,261,126.00	\$18,361,631.00	\$19,683,131.00	\$74,864,575.00
FY 2018	\$15,210,613.00	\$7,802,279.00	\$-	\$-	\$23,012,892.00



■ Total Valuation	\$68,567,572.00	\$79,543,638.00	\$83,474,138.00	\$79,681,476.00	\$74,864,575.00	\$23,012,892.00
▲ Average Value	\$192,066.03	\$204,482.36	\$204,093.25	\$223,824.37	\$257,266.58	\$291,302.43
◆ # of Single Family Permits	357	389	409	356	291	79

Commercial Activity Report

January 2018

NEW COMMERCIAL PERMITS

	NAME	ADDRESS	VALUATION
1	Robb Orr - Shell Completion	232 NW Tarrant Ave #104	\$ 64,122.00
2	Robb Orr - Shell Completion	232 NW Tarrant Ave #100	\$ 47,500.00
3	Dollar General - New	1821 W FM 917	\$ 750,000.00
4	Empire Storage - New	1376 NW Summercrest Blvd Blg 1	\$ 350,000.00
5	Empire Storage - New	1376 NW Summercrest Blvd Blg 2	\$ 60,000.00
6	Empire Storage - New	1376 NW Summercrest Blvd Blg 3	\$ 45,000.00
7	Empire Storage - New	1376 NW Summercrest Blvd Blg 4	\$ 45,000.00
8	Hiley Mazda - New	320 N Burleson Blvd	\$ 1,500,000.00
9	St Ann's Catholic Church - Remodel	100 SW Alsbury Blvd	\$ 48,312.00
10	St Ann's Catholic Church - Remodel	100 SW Alsbury Blvd	\$ 46,180.00
11	United Coop Services - Remodel	2601 S Burleson Blvd	\$ 90,000.00
12	Basden Retail Center - Remodel	220 SW Wilshire Blvd	\$ 260,000.00
13			\$ -
14			\$ -
15			
	TOTAL		\$ 3,306,114.00

ACTIVE PERMITS

	NAME	ADDRESS	VALUATION
1	Galaxy Townhomes (Clubhouse) - New	1250 Summerset Ln	\$ 96,000.00
2	Burleson Nursing Home - New	275 SE John Jones Dr	\$ 10,000,000.00
3	Burleson Land Co - Shell	141 NW Renfo St	\$ 236,810.00
4	Burleson Business Leasing - Remodel	817 SW Alsbury Blvd 2	\$ 15,250.00
5	Auberge of Burleson - New Apartments	1633 Greenridge Dr	\$ 19,341,950.00
6	Auberge of Burleson - Apartment Clubhouse	1633 Greenridge Dr	\$ 675,830.00
7	Burleson Storage - New	243 Elk Dr	\$ 3,374,085.00
8	HD Development - Shell	310 NW John Jones Dr	\$ 945,000.00
9	Seabert Eye Care - New	1305 Hillside Dr	\$ 1,010,922.00
10	Windmiller Properties - Shell Bldg	279 W Hidden Creek Pkwy	\$ 1,750,000.00
11	Elk Crossing - Shell	264 SE John Jones Dr	\$ 1,125,000.00
12	The Rim - Shell Completion	295 E Renfro St 111	\$ 459,840.00
13	Ahmet Uysaler - Commercial Demo	901 N Burleson Blvd	\$ 6,000.00
14	B & G Bldg #4 - New	236 E Ellison St	\$ 425,000.00
15	Orr Real Estate - Remodel	232 NW Tarrant Ave	\$ 350,000.00
16	Couch & Co - Commercial Interior Finish	388 SW Johnson Ave 201	\$ 120,000.00
17	O'Reilly Auto Parts - New Commercial	1691 SW Wilshire Blvd	\$ 723,024.00
18	First Baptist Church - Remodel	317 W Ellison St	\$ 25,000.00
19	Home Goods - Remodel	1141 N Burleson Blvd	\$ 1,100,000.00
20	Monarch Dental - Remodel	140 NW John Jones Dr 120	\$ 225,000.00
21	Torque Grill - Remodel	2795 SW Wilshire Blvd	\$ 100,000.00
22	Yousef - Addition	2004 W FM 917	\$ 18,000.00
23	Robb Orr - Shell Completion	232 NW Tarrant Ave #104	\$ 64,122.00
24	Robb Orr - Shell Completion	232 NW Tarrant Ave #100	\$ 47,500.00
25	Dollar General - New	1821 W FM 917	\$ 750,000.00
26	Empire Storage - New	1376 NW Summercrest Blvd Blg 1	\$ 350,000.00
27	Empire Storage - New	1376 NW Summercrest Blvd Blg 2	\$ 60,000.00
28	Empire Storage - New	1376 NW Summercrest Blvd Blg 3	\$ 45,000.00
29	Empire Storage - New	1376 NW Summercrest Blvd Blg 4	\$ 45,000.00
30	Hiley Mazda - New	320 N Burleson Blvd	\$ 1,500,000.00
31	St Ann's Catholic Church - Remodel	100 SW Alsbury Blvd	\$ 48,312.00
32	St Ann's Catholic Church - Remodel	100 SW Alsbury Blvd	\$ 46,180.00
33	United Coop Services - Remodel	2601 S Burleson Blvd	\$ 90,000.00
34	Basden Retail Center - Remodel	220 SW Wilshire Blvd	\$ 260,000.00
35			\$ -
36			\$ -
37			\$ -
38			\$ -
39			\$ -
40			\$ -
	TOTAL		\$ 45,428,825.00

COMPLETED PROJECTS

	NAME	ADDRESS	VALUATION
1	F-Wave LLC - Remodel	921 S Burleson Blvd	\$ 250,000.00
2	Rio Mambo - Shell Completion	295 E Renfro St 101	\$ 580,880.00
3	Burleson Land Co - Remodel	2650 SW Wilshire Blvd 300	\$ 650.00
4			\$ -
5			\$ -
6			\$ -
7			\$ -
8			\$ -
9			\$ -
10			\$ -
11			\$ -
12			
13			
14			
15			
	TOTAL		\$ 831,530.00

COMMERCIAL CERTIFICATES OF OCCUPANCY APPLICATIONS

	NAME	ADDRESS	TYPE OF BUSINESS
1	Burleson Electric Inc	308 E Renfro St	Electrical Contractor
2	CQ Bravo Airsoft	1016 SW Alsbury Blvd 103	Indoor Airsoft Facility
3	Rio Mambo	295 E Renfro St 101	Restaurant
4	The Rim	295 E Renfro St 111	Restaurant & Bar
5	Mattress Depot	3335 SW Wilshire Blvd	Furniture Sales
6	G-Fitte	225 Exchange St O	Family Fitness
7	Storage for Class Cars	201 Loy St B	Storage
8	One Way Tax Pros	344 SW Wilshire Blvd I108	Tax Service
9	Bliss Family Chiropractic	344 SW Wilshire Blvd I104	Chiropractic Clinic
10	Monarch Dental	140 NW John Jones Dr 120	Dentist Office
11	Rice Master	1185 N Burleson Blvd 213	Restaurant
12			
13			
14			
15			
16			

CITY OF BURLESON
January 2018

PERMIT TYPE	PERMITS ISSUED	VALUATION
RESIDENTIAL - NEW	29	\$ 7,802,279.00
RESIDENTIAL - REMODEL & ADDITIONS	2	\$ 37,500.00
APARTMENT BUILDINGS	0	\$ -
COMMERCIAL - NEW	6	\$ 2,750,000.00
COMMERCIAL - REMODEL & ADDITIONS	4	\$ 444,492.00
SHELL BUILDING	0	\$ -
SHELL BUILDING - INTERIOR COMPLETION	2	\$ 111,622.00
CANOPY/COVER - SHELL ONLY	0	\$ -
GARAGES & BARNS	4	\$ 60,000.00
PATIO COVERS	1	\$ 7,800.00
PERGOLAS	1	\$ 6,525.00
FENCES	37	\$ 96,319.00
SIGNS	7	\$ 16,950.00
RETAINING WALLS	29	\$ 232,000.00
LAWN SPRINKLERS	19	\$ 53,300.00
SWIMMING POOLS	6	\$ 236,500.00
CAR PORTS	1	\$ 4,016.00
DEMOLITION - RESIDENTIAL	1	\$ 350.00
DEMOLITION - COMMERCIAL		\$ -
STORAGE BUILDING	3	\$ 11,500.00
SOLAR PANELS	0	\$ -
TOTAL	152	\$ 11,871,153.00