

THE CITY OF  
**BURLESON**  
TEXAS  
**Environmental  
Services**

MONTHLY REPORT – JANUARY 2021

# BUDGET

## Budget Fiscal Year 20/21

Month 4 of 12

Original budget - \$150,395.00

Spent - \$61040.71

### Health Revenue

Monthly Total - \$6025.00

25 permits at facilities renewed

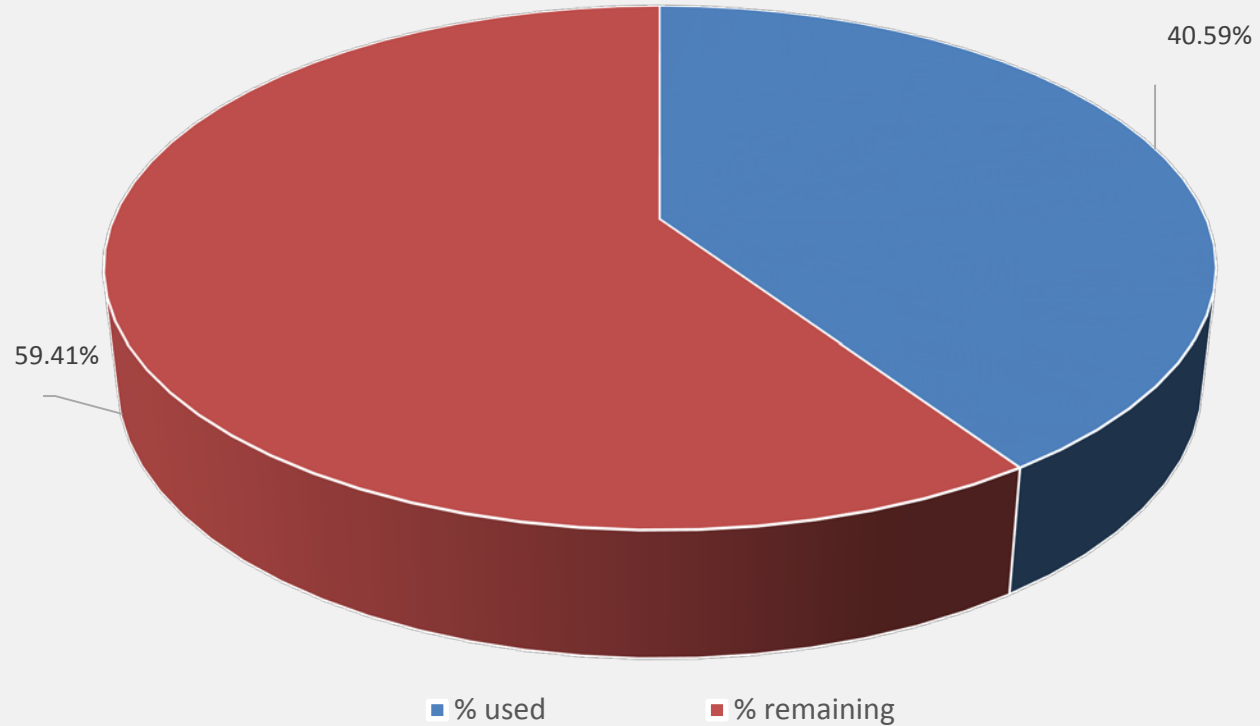
9 checks taken

7 online payment made

0 credit card

0 cash payments

Environmental Services Budget



# ENVIRONMENTAL INSPECTIONS

Complaint Inspections Per Month FY20/21

## Complaint Inspections

**Total - 3**

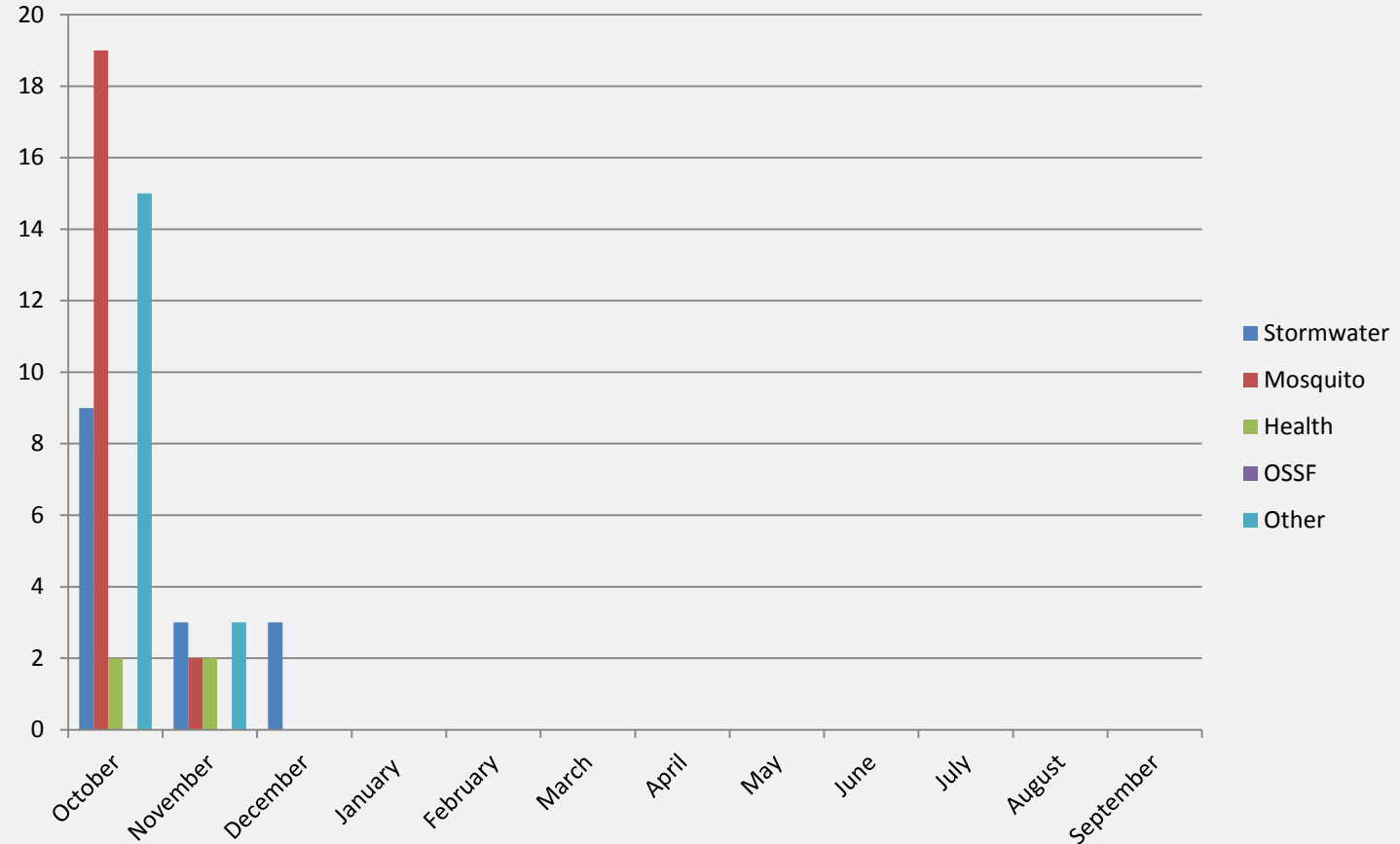
**Stormwater - 3**

**Mosquito - 0**

**Health (Food/pool) - 0**

**OSSF - 0**

**Other - 0**



*See Health Inspections for Health  
Complaint details*

# MOSQUITO CONTROL



## Mosquito Surveillance and Control

Seasonal Trapping Occurs April Through October

See reports for previous data click:

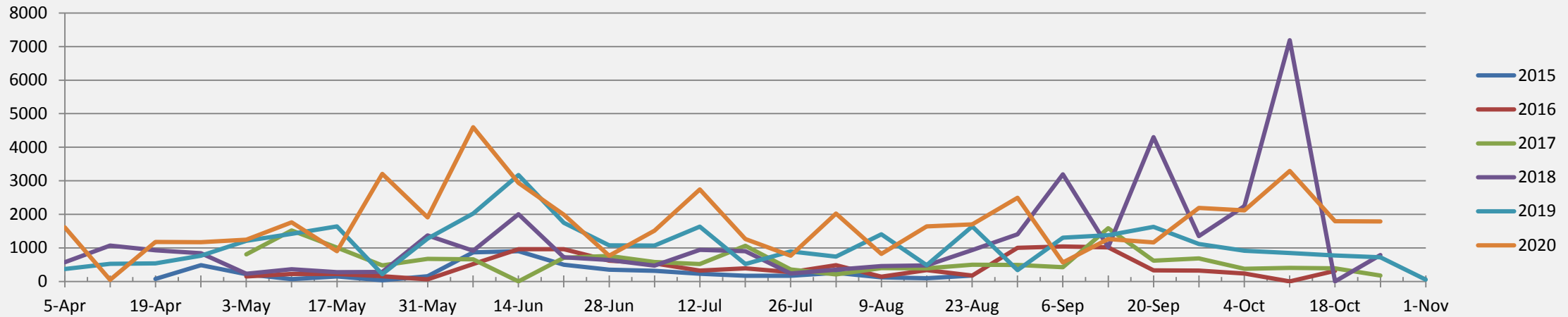
<https://www.burlesontx.com/Archive.aspx?AMID=139>

To see the spray area maps click below:

<https://www.burlesontx.com/1202/Ground-Spraying-for-Mosquito-Control>



Total mosquitoes/week 2015-2020



# HEALTH INSPECTIONS

## Health Inspections

**The City of Burleson Environmental Services Division is now responsible for conducting health inspections of food facilities and public/semi-public swimming pools and spas. This also includes permitting, taking payments, and complaint investigations.**

**This responsibility was previously conducted by Tarrant County Public Health. You may find older facility inspections here <https://foodinspection.tarrantcounty.com/>.**

**This includes regulation of restaurants, groceries, daycare kitchens temporary food events, mobile food vendors, and, public and semi-public pools, spas and interactive water features.**

# HEALTH INSPECTIONS

## Health Inspections

**Inspections conducted - 45**

**New facility/ Pre-operation - 4** *(All conducted within 24hrs of inspection request)*

**Complaints - 0**

*See below for scoring details*

ESTABLISHMENT NAME	ADDRESS	DATE	INSPECTION		SCORE
			TYPE	FACILITY TYPE	
Fuzzy Taco Shop	125 E. Renfro St	1/4/2021	ROUTINE	FOOD	13
Tiger Farms Market (produce)	1411 SW Wilshire	1/4/2021	ROUTINE	FOOD	10
Tiger Farms Market (grocery)	1411 SW Wilshire	1/4/2021	ROUTINE	FOOD	0
The Porch	140 S. Wilson	1/5/2021	ROUTINE	FOOD	10
Fast Taco	555 SW Wilshire	1/5/2021	ROUTINE	FOOD	11
Whataburger	547 SW Wilshire	1/6/2021	ROUTINE	FOOD	1
Golden Chick	1601 SW Wilshire	1/6/2021	ROUTINE	FOOD	6
Auntie Anne's	951 SW Wilshire	1/7/2021	ROUTINE	FOOD	4
Wendy's	881 NE Alsbury	1/7/2021	ROUTINE	FOOD	7
Honey Baked Ham (grocery)	200 NW John Jones	1/8/2021	ROUTINE	FOOD	0
Honey Baked Ham (deli)	200 NW John Jones	1/8/2021	ROUTINE	FOOD	2
Dalton's Bar and Grill (kitchen)	200 S. Main St	1/8/2021	ROUTINE	FOOD	10
Sonic	725 NE Alsbury	1/11/2021	ROUTINE	FOOD	14
Marco's	674 SW Wilshire	1/11/2021	ROUTINE	FOOD	5
Mr Jims Pizza	333 SW Wilshire Blvd	1/11/2021	ROUTINE	FOOD	7
Jimmy Johns	674 SW Wilshire	1/12/2021	ROUTINE	FOOD	4
Rice Box Express	1411 SW Wilshire	1/12/2021	ROUTINE	FOOD	10
Taco Cabana	955 N. Burleson Blvd	1/13/2021	ROUTINE	FOOD	6
Subway Sandwiches	951 SW Wilshire Blvd	1/13/2021	ROUTINE	FOOD	6
Little Brothers Pizza	811 NE Alsbury	1/14/2021	ROUTINE	FOOD	11

# HEALTH INSPECTIONS

ESTABLISHMENT NAME	ADDRESS	DATE	INSPECTION TYPE	FACILITY TYPE	SCORE
Dwell	108 W. Ellison St	1/14/2021	ROUTINE	FOOD	10
Sam's Club (Grocery)	600 N. Burleson Blvd	1/15/2021	ROUTINE	FOOD	0
Sam's Club (Bakery)	600 N. Burleson Blvd	1/15/2021	ROUTINE	FOOD	1
Sam's Club (Produce)	600 N. Burleson Blvd	1/15/2021	ROUTINE	FOOD	0
Sam's Club (Deli)	600 N. Burleson Blvd	1/15/2021	ROUTINE	FOOD	3
Sam's Club (Snack Bar)	600 N. Burleson Blvd	1/15/2021	ROUTINE	FOOD	2
Sam's Club (Meat & Seafood)	600 N. Burleson Blvd	1/15/2021	ROUTINE	FOOD	2
FujiSan	600 N. Burleson Blvd	1/15/2021	ROUTINE	FOOD	0
Nothing Bundt Cakes	140 NW John Jones	1/19/2021	ROUTINE	FOOD	8
Lizzi's Lunch Box	552 SW Wilshire	1/19/2021	ROUTINE	FOOD	4
El Pollo Regio	1216 SW Wilshire	1/19/2021	ROUTINE	FOOD	1
Denny's	868 NE Alsbury	1/20/2021	ROUTINE	FOOD	8
Gina's Pizzeria	319 NW Renfro	1/20/2021	ROUTINE	FOOD	8
Captain D's	680 SW Wilshire	1/21/2021	ROUTINE	FOOD	10
Jamaican Summers Eatery	217 W Renfro	1/21/2021	ROUTINE	FOOD	4

## Inspection scores explained

**Food facilities are scored on demerit system for full inspections.**

**A score of 0 is essentially perfect while a score of 30 or more is considered failing.**

**Failing score will require a timely follow-up to ensure corrections are made.**

**Complaints, follow-ups, temporary or preoperational inspections may be unscored due to the fact that they could be solely addressing specific issues.**

**Pools/spas and interactive water features are inspected on pass/fail basis. Where life safety is at risk a failure is noted and the facility is closed until a follow-up and correction is made.**

# HEALTH INSPECTIONS

ESTABLISHMENT NAME	ADDRESS	DATE	INSPECTION TYPE	FACILITY TYPE	SCORE
Fish City Grill	225 E Renfro	1/21/2021	Opening Inpection	FOOD	Not Approved
Fish City Grill	225 E Renfro	1/22/2021	Opening Inpection	FOOD	Approved
Taco Casa	205 NE Wilshire	1/22/2021	ROUTINE	FOOD	1
Old Texas Brewing Company (restaurant/catering)	112 W. Ellison	1/22/2021	ROUTINE	FOOD	22 (facility voluntarily closed)
Old Texas Brewing Company	112 W. Ellison	1/22/2021	Re-Opening	FOOD	Facility reopened
Hard Eight (Restaurant/Catering)	220 N. Burleson Blvd	1/25/2021	ROUTINE	FOOD	9
Cotton Patch Cafe	1103 N. Burleson	1/26/2021	Routine	FOOD	2
Shannon Creek Apartment	1650 Chandler	1/26/2021	Pre Gunite	Pool	Approved
OI South Pancke House	225 E. Renfro St	1/29/2021	ROUTINE	FOOD	17
AA China Super Buffet	1045 SW Wilshire Blvd	1/29/2021	ROUTINE	FOOD	11



# ENVIRONMENTAL SERVICES TEAM

## MITCHELL CARPENTER R.S.

*Environmental Services*

Manager

[mcarpenter@burlesontx.com](mailto:mcarpenter@burlesontx.com)

phone: 817.426.9842 |

## JESSE TATE

*Environmental Services*

Environmental Health Specialist

[jtate@burlesontx.com](mailto:jtate@burlesontx.com)

phone: 817.426.9848 |

## TRU C. DAVIS, RS

*Environmental Services*

Sanitarian

[tdavis@burlesontx.com](mailto:tdavis@burlesontx.com)

phone: 817.426.9635 |

**MONTHLY REPORT – JANUARY 2021**



**Environmental  
Services**