


# Best Management Practices

## Auto Repair Industry

### Metal Grinding & Polishing

Keep a bin under your lathe or grinder to capture metal filings. Send uncontaminated filings to a scrap metal recycler for reclamation.

**Tenga un recipiente debajo de su maquina de toronar o molinero para colectar rellenos de metal. Mande rellenos no contaminados a un centro de reciclaje de metales para reciclar.**



### Clean Up Spills Immediately

Never wash spilled material down a storm drain or sanitary sewer drain. Use dry cleanup methods (sweeping, absorbent materials, etc.).

Have absorbent pads and booms on hand for spill response. **Nunca lave el material derramado en el desague pluvial o alcantarilla pluvial. Use metodos de limpieza en seco (barriendo, materiales absorbents, etc.). Tenga a mano almohadillas o esponjas absorbentes y recipientes para usarlos en caso de derrame.**



### Preventing Leaks and Spills

Place drip pans underneath to capture fluids. Use absorbent cleaning agents instead of water to clean work areas.


**Utilice graseras o cazuelas para capturer liquidos de aceite. Selle o quite desaguaderos del piso para prevenir descargo accidental. Use limpiadores absorbentes en lugar de agua para limpiar areas del trabajo.**



### Cleaning Auto Parts

Scrape parts with a wire brush or use a bake oven rather than liquid cleaners. Arrange drip pans, drying racks, and drain boards so that fluids are directed back into the sink or the fluid holding tank.

**Limpie partes de auto con un cepillo de alambre o use un limpiador de hornos en vez de usar limpiadores de liquido. Arregle las graseras, perchas para secar y tables de escurrir para que los liquidos sean dirigidos al sumidero o tanque de guardar liquidos.**



### Proper Storage of Hazardous Waste

Keep your liquid wastes segregated. Many fluids can be recycled via hazardous waste disposal companies if they are not mixed. Store all materials under cover or inside to prevent contamination by rainwater.


**Mantenga sus desechos de liquido separados. Si no estan mezclados, varios liquidos pueden ser reciclados por companies que especializan en desechos toxicos. Guarde y cubra todos los materiales dentro de un lugar para prevenir la contaminacion de la ague de la lluvia.**



### Proper Disposal of Hazardous Waste

Recycle solvents, oil and used filters, anti-freeze, batteries, lubricants, and metal filings collected from grinding / polishing auto parts. Contact a licensed hazardous waste hauler to dispose of saturated absorbents.

**Recicle solvents, aceite de motor usado, filtros de aceite usados, anticongelante, baterias, lubricantes, y rellenos de metal colectados por medio del moliendo y pulimentando partes de auto. Llame a un colector de desechos toxicos para disponer de absorbentes saturados.**



FOR MORE INFORMATION / PARA MAS INFORMACION:

City of Burleson – Environmental Services

817-426-9842



Special thanks to the City of Los Angeles Stormwater Program for the use of their artwork.